



Investor Road Show
Year-end Report/Q4 2023

Lund, February 2, 2024



Forward-looking statements

This presentation may contain certain forward-looking statements and forecasts based on our current expectations and beliefs regarding future events and are subject to significant uncertainties and risks since they relate to events and depend on circumstances that will occur in the future. Some of these forward-looking statements, by their nature, could have an impact on Hansa Biopharma's business, financial condition and results of operations [or that of its parent, affiliate, or subsidiary companies]. Terms such as "anticipates", "assumes", "believes", "can", "could", "estimates", "expects", "forecasts", "intends", "may", "might", "plans", "should", "projects", "will", "would" or, in each case, their negative, or other variations or comparable terminology are used to identify forward-looking statements. There are a number of factors that could cause actual results and developments to differ materially from those projected, whether expressly or impliedly, in a forward-looking statement or affect the extent to which a particular projection is realized. Such factors may include, but are not limited to, changes in implementation of Hansa Biopharma's strategy and its ability to further grow; risks and uncertainties associated with the development and/or approval of Hansa Biopharma's product candidates; ongoing clinical trials and expected trial results; the ability to commercialize imlifidase if approved; changes in legal or regulatory frameworks, requirements, or standards; technology changes and new products in Hansa Biopharma's potential market and industry; the ability to develop new products and enhance existing products; the impact of competition, changes in general economy and industry conditions and legislative, regulatory and political factors.

The factors set forth above are not exhaustive and additional factors could adversely affect our business and financial performance. We operate in a very competitive and rapidly changing environment, and it is not possible to predict all factors, nor can we assess the impact of all factors on our business or the extent to which any factor, or combination of factors, may cause actual results to differ materially from those contained in any forward-looking statements. Given these risks and uncertainties, investors should not place undue reliance on forward-looking statements as a prediction of actual results.

Hansa Biopharma expressly disclaims any obligation to update or revise any forward-looking statements to reflect changes in underlying assumptions or factors, new information, future events or otherwise, and disclaims any express or implied representations or warranties that may arise from any forward-looking statements. You should not rely upon these forward-looking statements after the date of this presentation.



Table of contents

1.	Q4 2023 Business Update	4
2.	Company overview	17
3.	Imlifidase in kidney transplantations	34
4.	Completed and ongoing studies	43
5.	Our enzyme technology	56
6.	Clinical development programs	65
7.	Next generation enzymes	74
8.	Gene therapy	78
9.	ESG Overview	95
10.	Capital Markets	100

Business update Q4'2023



Hansa enters 2024 in a strong position to successfully execute on our key priorities

1 Q4: Strong commercial performance

- ✓ **Strong revenue generation in Q4 2023**
 - SEK 43m in Idefirix product sales
 - Growth supported by U.K., Germany, and Spain
- ✓ **Commercial partnership with NewBridge**
 - Covering MENA in kidney transplantation
- ✓ **Market Access for Idefirix® in Slovenia**
- ✓ **Initiated restructuring program**
 - Will provide SEK 75-85m in annual savings

2 Pipeline: Encouraging read-outs across several indications

- ✓ **AMR:** Full data from AMR phase 2 study
- ✓ **GBS:** Positive high-level phase 2 data
- ✓ **Anti-GBM:** Positive momentum continues
- ✓ **HNSA-5487:** Encouraging high-level P1 data
- ✓ **Kidney Transplantation:**
 - ConfIdeS: Randomization completion mid-2024
 - Sustained positive outcomes out to year 5
- ✓ **SRP-9001-104 imlifidase in DMD:**
 - Initiation of phase 1 study mid-December 2023

Key strategic priorities



Commercialize Idefirix® in first indication and markets

1

- Successfully launch Idefirix® in Europe
- Secure FDA approval and launch Idefirix® in the U.S.
- Geographic expansion



Advance our ongoing clinical programs

2

- Achieve approval/usage of imlifidase in follow-on indications
- Broaden the Idefirix® label beyond kidney transplantation



Expand our IgG-cleaving enzyme technology

3

- Expand IgG-cleaving enzyme technology platform into gene therapy
- Develop next gen IgG-cleaving enzymes for repeat usage

Continued progress against our key launch metrics led by in-market growth

Market Development

7
-

Medical guidelines implemented on a national level in 7 countries



Market Access

14
9

Market access secured in 14 European markets, more recently in Slovenia

Patient Identification

28
6

Post Approval Study ~56% into completion

Transplant Center Readiness & Use

~50
25

~50 clinics are Idefix "ready" to treat patients

10
8

Ongoing HTA processes in 10 countries incl. Portugal and Switzerland



Eurotransplant:
First patient treated in the ET desensitization program; 1st and 2nd wave patient assessment initiated in Q4'23

23
10

23 centers have treated patients overall; 14 centers have repeat usage

Major markets to support growth going forward France, U.K., Germany, Spain and Italy



Potential to disrupt transplantation care in the U.S. with imlifidase

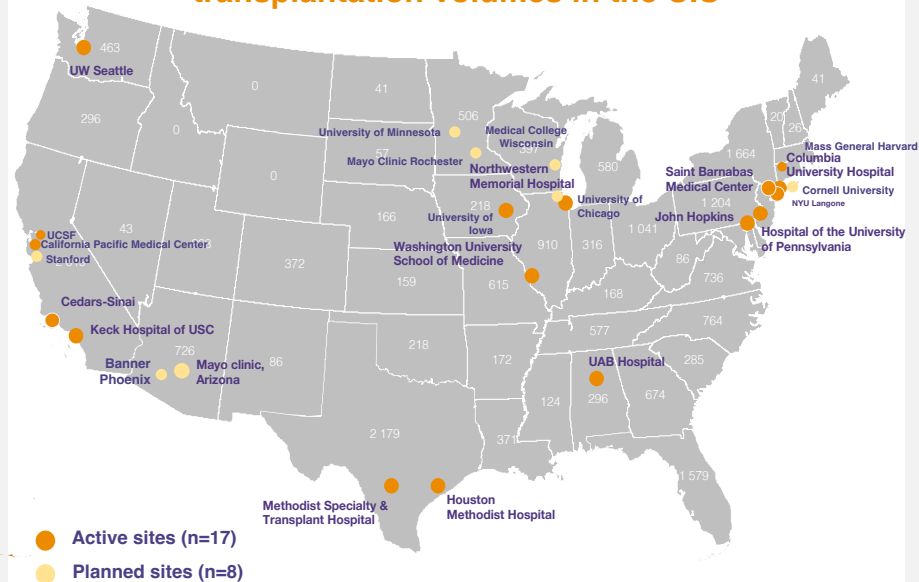
ConfIdeS phase 3 trial will further advance potential for imlifidase to address unmet need in desensitization

U.S. ConfIdeS

Phase 3

- Continue enrollment beyond 64 patients
- Currently 104 patients screened and enrolled
- 40 out of 64 targeted patients randomized
- Expansion from 17 to 25 site to accelerate randomization
- Randomization expected to complete mid-2024
- BLA filing in 2025

ConfIdeS sites cover more than 20% of total transplantation volumes in the U.S.¹



¹Organ Procurement & Transplantation Network, OPTN (2023)

Commercial partnership with NewBridge Pharmaceuticals expands market to Middle East & North Africa (MENA)

The MENA region will be the third region outside Europe where Idefirix is commercialized aimed at enabling kidney transplantation in highly sensitized kidney transplant patients

GCC Transplantation Key Facts

~1,500 kidney transplantations in 2022¹

It's estimated that 10-15% of patients waiting for a kidney offer are highly sensitized^{2,3}

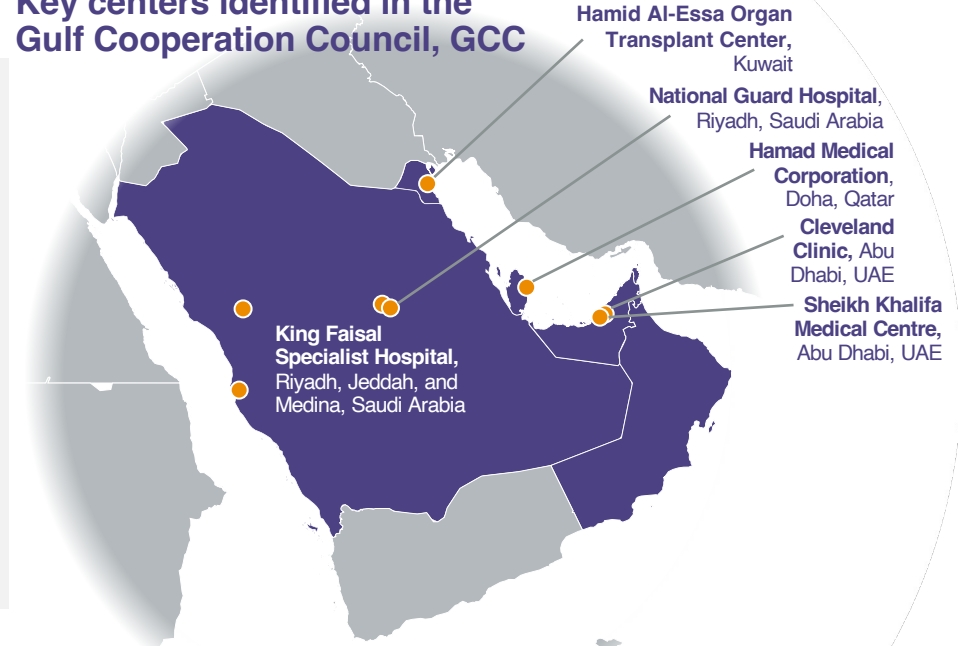
19% / 81% deceased vs living transplantations¹



NewBridge Pharmaceuticals, HQ in Dubai, UAE

- A regional specialty company with a comprehensive pharmaceutical platform of services and expertise
- Established to in-license and commercialize U.S. FDA or EMA approved innovative therapeutics that address unmet medical needs the MENA regions

Key centers identified in the Gulf Cooperation Council, GCC



1. Transplant Observatory (2023), <https://www.transplant-observatory.org/export-database/>
2. EDQM. (2020). International figures on donation and Transplantation 2019
3. SRTR Database and individual assessments of allocation systems

Advancing HNSA 5487 – a high potential next-gen enzyme for repeat dosing

HNSA-5487



Engineered for lower immunogenicity



Short and long-term interval dosing



Broad range of indications
(prolonged or intermittent IgG-free window)

Broaden the IgG free window

Rapidly cleaves IgG and could potentially create a longer IgG-low period

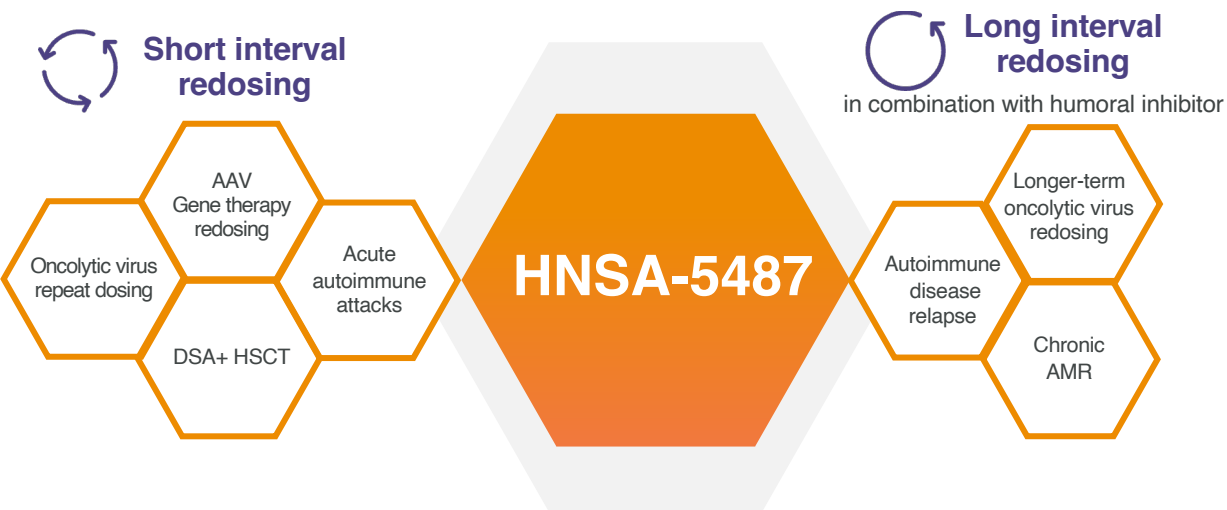
Address unmet need in autoimmune disease

Powerful 5487 IgG cleaving in combination with humoral inhibitor could result in greater control of disease in variety of autoimmune diseases

Enable re-dosing in gene therapy

Could provide solutions to enable re-dosing in AAV gene therapy and prolonged dosing of oncolytic viruses

Potential indication landscape for HNSA-5487 and reasons to believe



First in Human Study Results

- ✓ Administration was safe and well tolerated
- ✓ PD showed a fast and complete cleavage of IgG to F(ab')₂ and Fc-fragments with ascending doses; PK in line with expectations
- ✓ Further analysis around endpoints and immunogenicity to be completed in 2024 incl. selection of lead indication

Strong momentum across the pipeline in areas of high unmet need

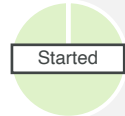
Phase 1

HNSA-5487 (Lead from NiceR)



- Encouraging first read-out
- Ongoing collection of immunogenicity data in 2024

Pre-treatment Gene Therapy Duchenne



- Study site activated in Dec'23
- Dosing of first patient imminent

Phase 2

Antibody Mediated Rejection (AMR)



- Primary endpoint met
- Plans to publish in peer-reviewed journal

Guillain-Barré syndrome (GBS)



- Positive high-level data
- Further analysis in 2024 to contextualize efficacy data

Phase 3

US ConfideS Study in kidney



- 104 patients enrolled;
- 40 of 64 patients randomized
- Randomization to complete mid'24

Post Approval Study in kidney



- 50 patients to be enrolled
- 56% into completion
- Study to complete by 2025

ANCA-associated vasculitis



- 10 to be enrolled
- 1/3 into completion

Anti-GBM disease



- 50 patients to be enrolled
- 36% into completion
- Complete enrollment in 2025

- Next generation enzymes
- Gene Therapy
- Autoimmune / Allograft
- Transplantation

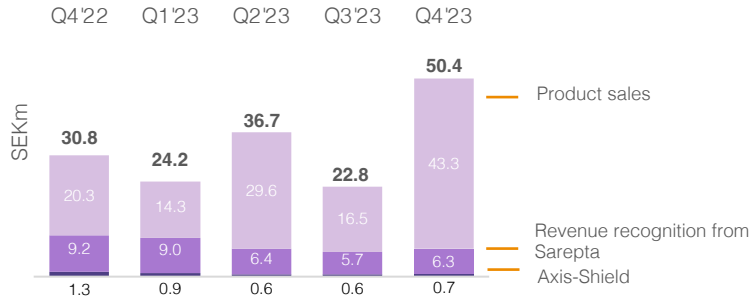
• Patients enrolled
• Patients remaining

• Patients enrolled
• Patients remaining

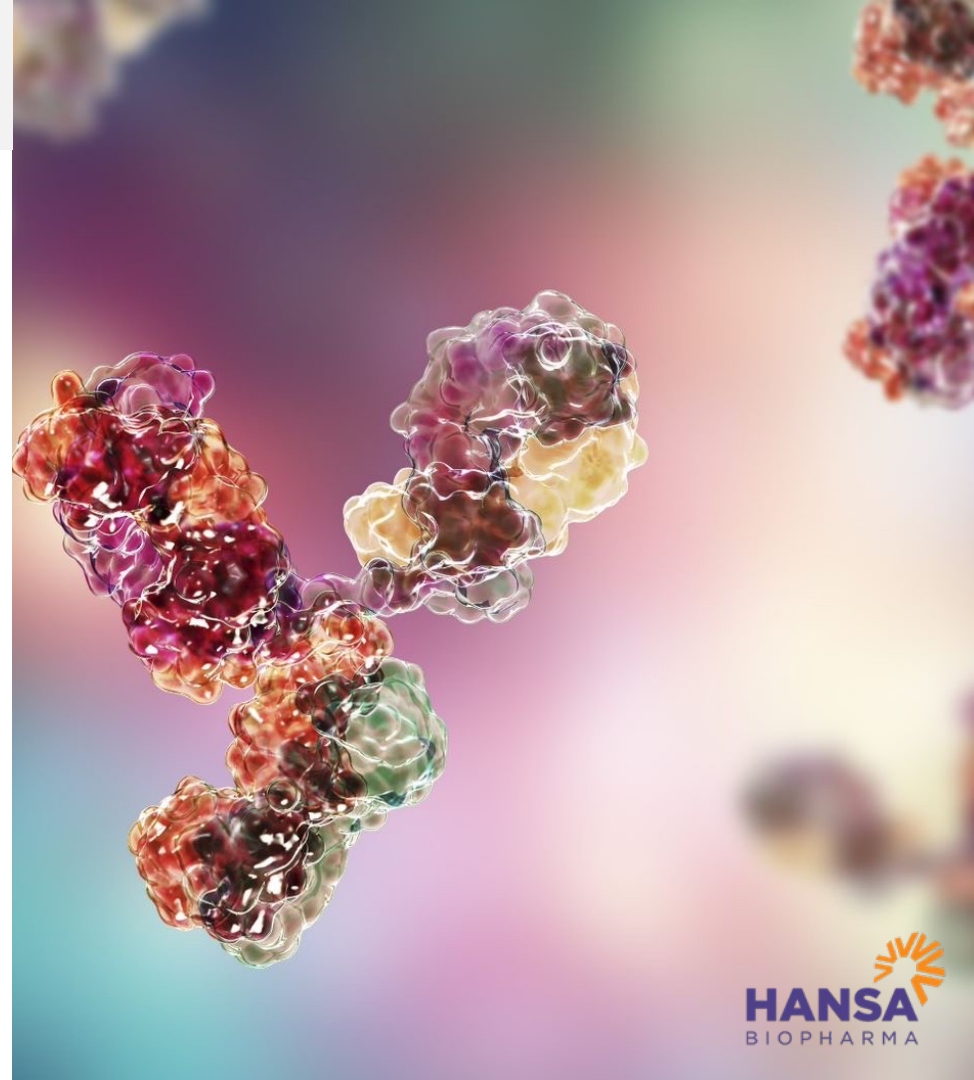
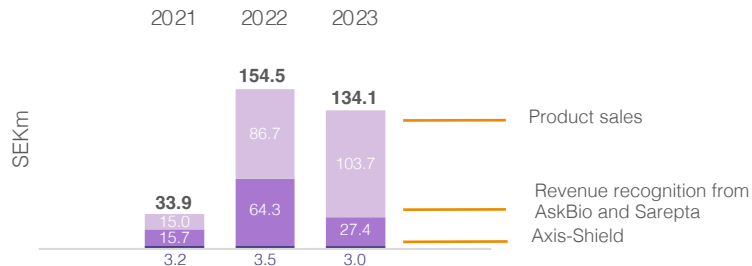
Strong revenue generation in Q4 2023, including SEK 43m in Idefirix product sales

Product sales improved +113% vs Q4 2022 and +163% vs Q3 2023; Growth driven by uptake in U.K., Spain, Germany

Revenue (Q/Q)

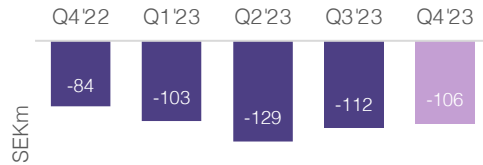


Revenue (12M/12M)

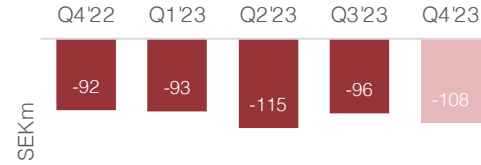


Continued investments in commercialization and R&D activities

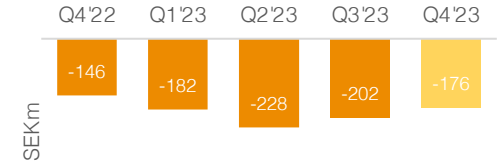
SG&A expenses (Q/Q)



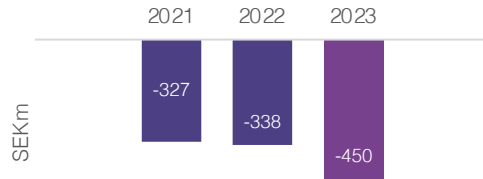
R&D expenses (Q/Q)



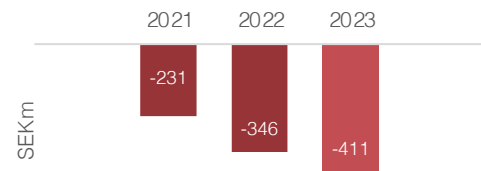
Operating loss (Q/Q)



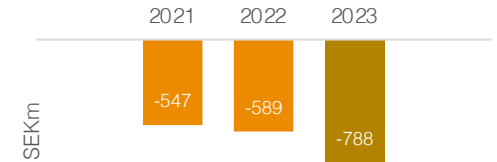
SG&A expenses (12M/12M)



R&D expenses (12M/12M)

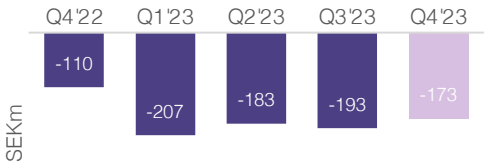


Operating loss (12M/12M)




With current cash position and projected burn-rate, Hansa's operations are financed into 2025

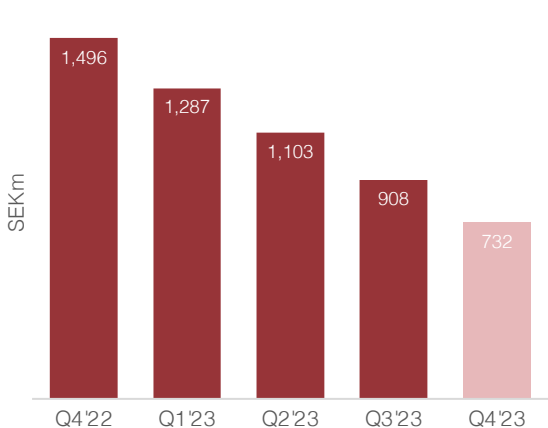
Operating cash flow (Q/Q)



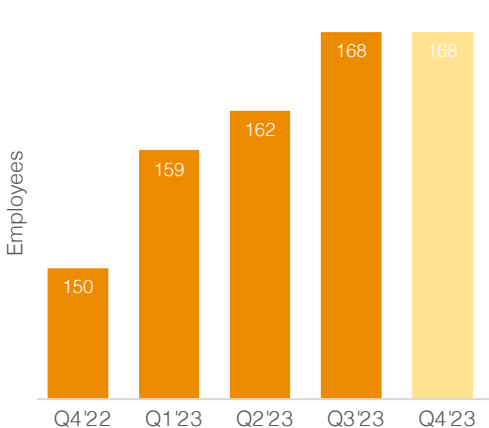
Operating cash flow (12M/12M)



Cash & short-term investments (Q/Q)



Number of employees (Q/Q)



2023 achievements and upcoming milestones 2024/25

2023	2024	2025
Q4 2023		
<ul style="list-style-type: none"> ✓ HNSA-5487 (Lead NiceR candidate): High-level data readout from Phase 1 ✓ Long-term follow-up (Kidney tx): 5-year data readout ✓ GBS Phase 2: First data readout ✓ AMR Phase 2: Full data readout ✓ Sarepta DMD pre-treatment Phase 1b: Commence clinical study 	<ul style="list-style-type: none"> - GBS Phase 2: Outcome of comparative efficacy analysis - Genethon Crigler-Najjar Phase 1/2: Initiate clinical study with imlifidase prior to GNT-0003 - HNSA-5487 (Lead NiceR candidate): Further analysis around endpoints to be completed in 2024 incl. lead indication - U.S. ConfideS (Kidney tx) Phase 3: Complete randomization - Sarepta imlifidase in phase 1b in DMD: First high level data read-out from phase 1b 	<ul style="list-style-type: none"> - U.S. ConfideS (Kidney tx) Phase 3: BLA submission - Anti-GBM disease Phase 3: Complete enrolment

Company overview




Hansa Biopharma today

A successful track record and a promising future...



A validated technology

- ✓ Commercial stage biotech company
- ✓ Approval in kidney transplantation (EU)
- ✓ Market Access in 14 European markets
- ✓ PoC in autoimmune diseases
- ✓ Three partnerships in gene therapy



Broad clinical pipeline

- Imlifidase being investigated in seven ongoing clinical programs in transplantation and autoimmune disease
- Ongoing clinical study in gene therapy
- HNSA-5487: Encouraging data from phase I first-in-human trial



Skilled and experienced team

- A high-performance organization with 20 years on average in life science
- Purpose driven culture
- Headquartered in Lund, Sweden (168 employees Dec'23)
- Operations in both EU and the US



Financial position

- Hansa is financed into 2025
- Market cap (USD): ~185m (Feb. 2023)
- Listed on Nasdaq Stockholm
- 20,000 shareholders
- Foreign ownership make up ~43%

We are building a global leader in rare diseases

Today

We are launching our first commercially approved product for enablement of kidney transplantation in Europe*

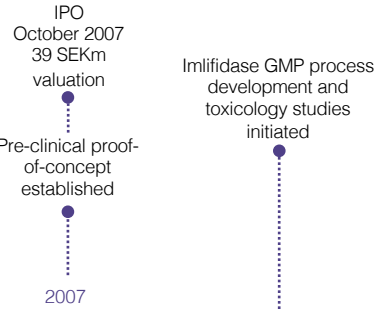


Tomorrow

We envision a world where patients with rare immunologic diseases and conditions can lead long and healthy lives

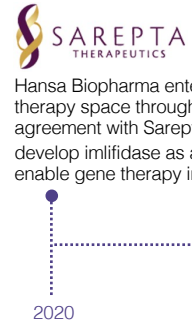


Hansa Biopharma's history



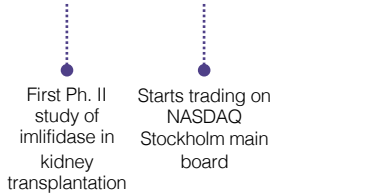
2. Clinical development

After the first-in-man study in **2013**, Hansa has completed four Ph. II studies since **2014**. Additionally Hansa has ongoing and completed trials in anti-GBM disease, AMR, GBS and ANCA-associated vasculitis. In **2019** a MAA was submitted for imlifidase in kidney transplantation.



1. Turning foe into friend

The therapeutic potential in using a bacterial enzyme with specificity for IgG-antibodies, to neutralize pathogenic antibodies was discovered around **2006**. The original enzyme, IdeS, has been developed by *Streptococcus pyogenes* over thousands of years and by transferring a majority of the IdeS coding nucleotide into harmless *E. coli*-bacteria, the IgG-cleaving part of the IdeS molecule can be expressed and purified, resulting in the Hansa Biopharma drug imlifidase, i.e., turning a former foe to a friend.

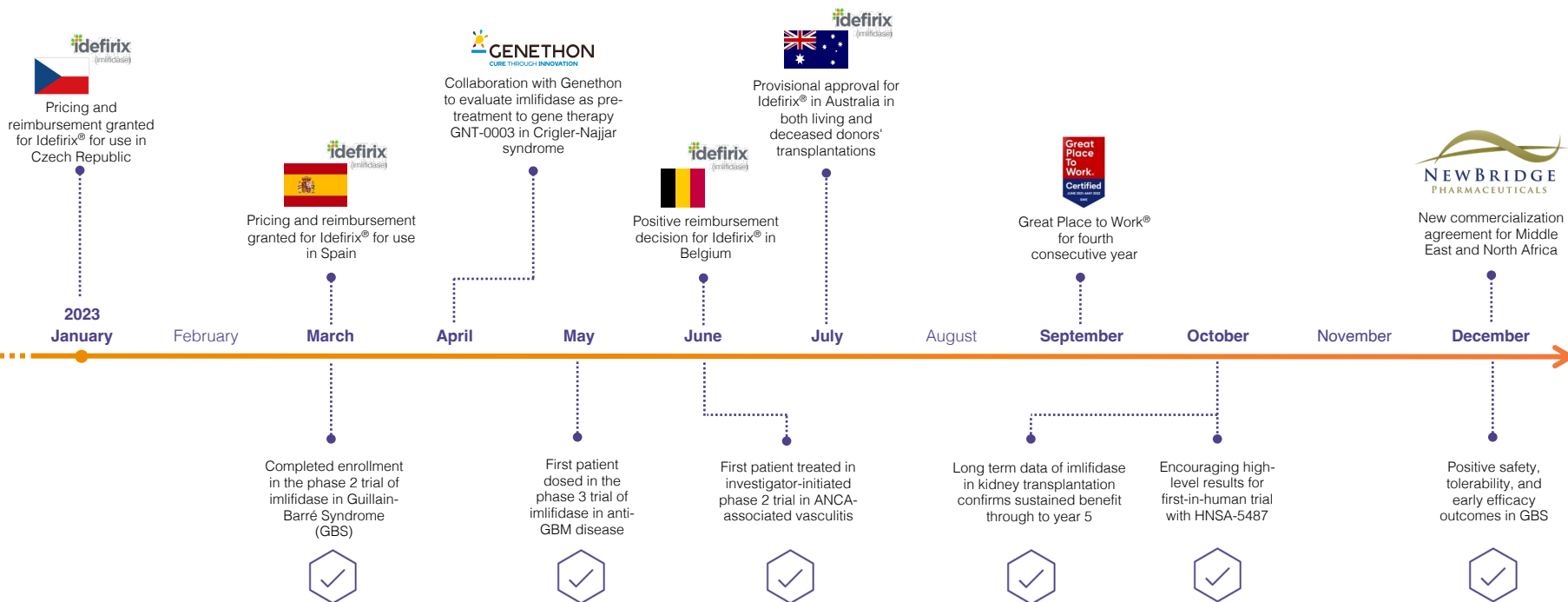


3. Commercialization

In august **2020**, Hansa received conditional approval for Idefirix (imlifidase) in kidney transplantation. Additionally, Hansa entered into the gene therapy field through a commercial partnership with Sarepta Therapeutics. Thus far, Hansa achieved market access in 13 European markets including the five largest markets. Market access procedures are ongoing in additional countries.



Key milestones achieved during the last 12 months



Imlifidase

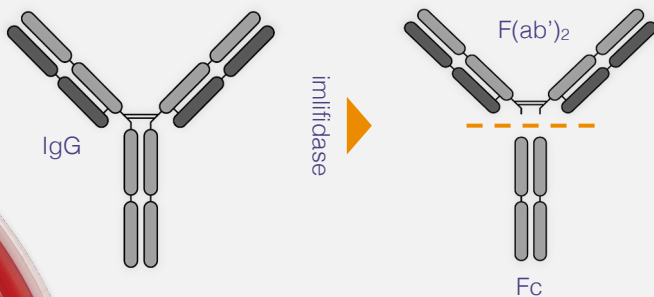
a novel approach to eliminate pathogenic IgG

Origins from a bacteria *Streptococcus pyogenes*

- Species of Gram-positive, spherical bacteria in the genus *Streptococcus*
- Usually known from causing a strep throat infection

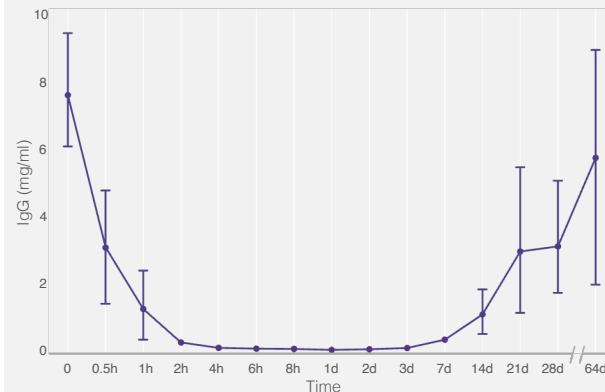
A unique IgG antibody-cleaving enzyme

- Interacts with Fc-part of IgG with extremely high specificity
- Cleaves IgG at the hinge region, generating one F(ab')₂ fragment and one homo-dimeric Fc-fragment



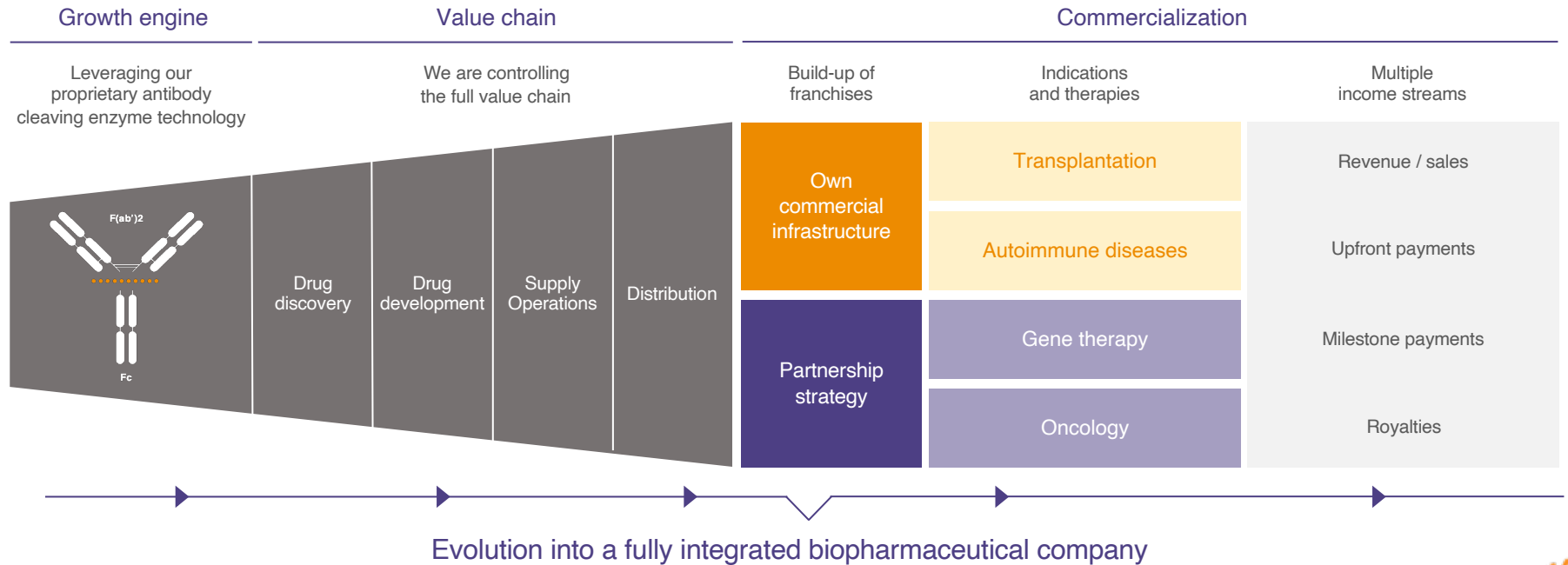
Inactivates IgG in 2-6 hours

- Rapid onset of action that inactivates IgG below detectable level in 2-6 hours
- IgG antibody-free window for approximately one week

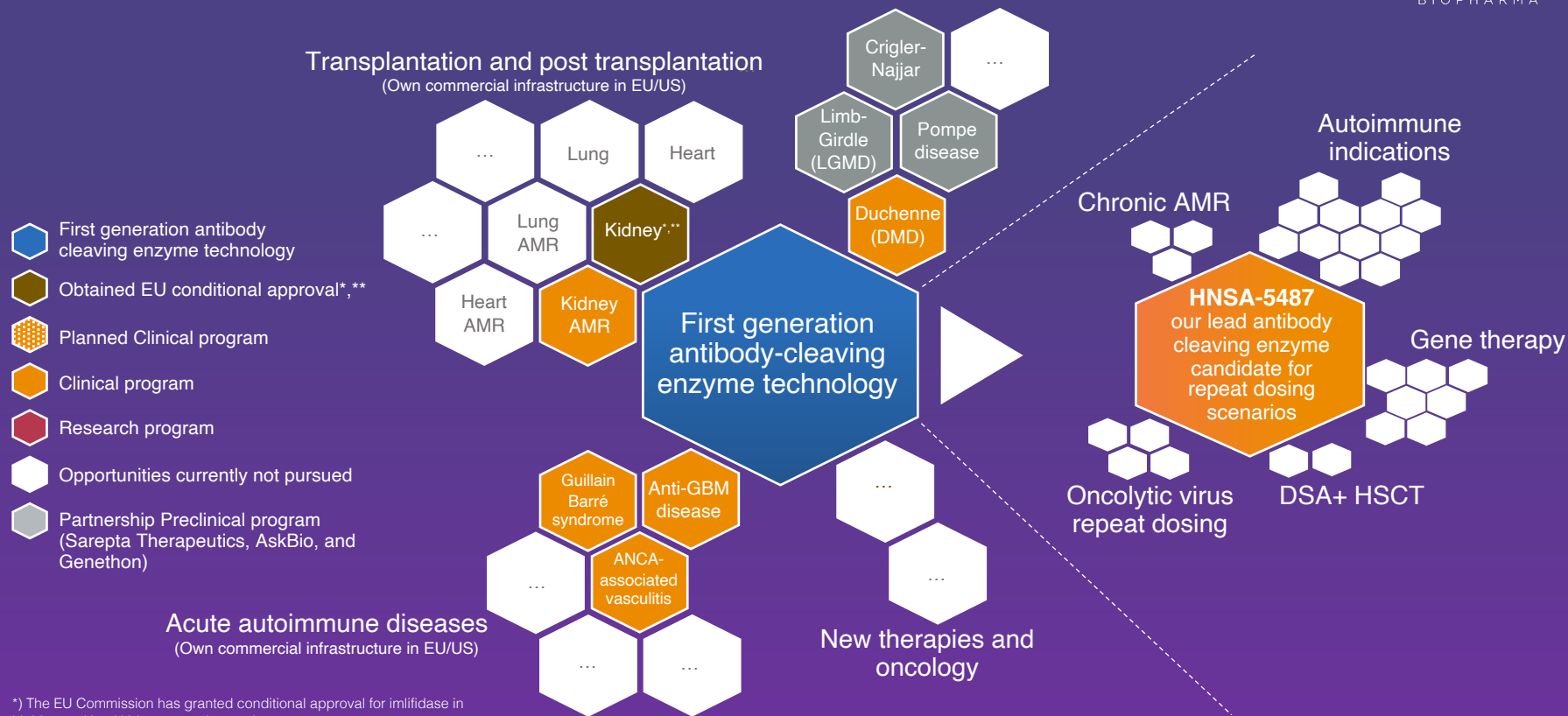


Our Business model

Leveraging our technology platform to develop new therapies targeting rare diseases with unmet medical need across a range of indications



Potential indication universe



*) The EU Commission has granted conditional approval for imlifidase in highly sensitized kidney transplant patients.

**) In the US a new study has commenced targeting a BLA filing in 2024

Key strategic priorities



Commercialize Idefirix® in first indication and markets

1

- Successfully launch Idefirix® in Europe
- Secure FDA approval and launch Idefirix® in the U.S.
- Geographical expansion



Advance our ongoing clinical programs

2

- Achieve approval/usage of imlifidase in follow-on indications
- Broaden the Idefirix® label beyond kidney transplantation



Expand our IgG-cleaving enzyme technology

3

- Expand our IgG-cleaving enzyme technology platform into gene therapy
- Develop our next gen IgG-cleaving enzymes for repeat usage

Our culture is driven by people passionate about making changes



Purpose driven culture

Helping patients with rare diseases serves as a **strong purpose** for our colleagues to **go the extra mile**



Diverse and international

~45%
Internationals across
~35 nationalities

~55/45
Male/female gender split in
the leadership team



Skilled and experienced team

>50%
With relevant PhD in R&D

~20 years*
of life science experience
on average from
Big Pharma, Biotech
and Academia

*covers Management, R&D, and Commercial functions



Motivated workforce

For fourth consecutive year
Hansa is certified as a
Great Place to Work® with
100% participation rate in
the survey



Experienced Board and Executive Committee

Extensive experience from the global healthcare industry

Executive Committee



Søren Tulstrup

President & CEO (2018)
+30 years in the Healthcare sector
Ex-CEO at Vifor Pharma
Ex-SVP at Shire Pharmaceuticals
Ex-CEO at Santaris Pharma
Shareholding: 50,347



Hitto Kaufmann

CSO (2023)
+20 years in R&D
Ex-CSO at Pieris Pharmaceuticals
Ex-Head of Strategy and Operations at Sanofi
Shareholding: 0



Donato Spota

SVP & CFO (2019)
+20 years in the Healthcare sector
Ex-CFO Basilea Pharmaceutica
Senior Finance roles at Roche
Shareholding: 15,076



Achim Kaufhold

SVP & CMO (2020)
+40 years in the Healthcare sector
Ex-CMO Basilea Pharmaceutica
Ex-CEO Affitech (merged with Pharmeva AS)
Ex-CMO Chiron (acquired by Novartis)
Shareholding: 8,800



Matthew Shaulis

CCO & US President (2023)
+20 years in the Healthcare sector
Ex-SVP Global Commercial and Medical Go-To-Market model transformation at Pfizer Inc.
Shareholding: 0



Anne Säfström Lanner

SVP & CHRO (2019)
Ex-Head of HR European Spallation Source
Ex-Head of HR Cellavision
Shareholding: 7,273

Board of Directors



Peter Nicklin

Chairman (2022)
+30 years in the Healthcare sector
Chairman of Tunstall Healthcare, Sciensus & Versantis
Held senior executive roles at Baxter, Bayer, Novartis & Bristol-Myers Squibb
Shareholding: 14,500



Hilary Malone

Board Member (2021)
COO at Valo Health (US).
Chief Regulatory Officer & Head of Global Regulatory Affairs at Sanofi (2013-2019)
SVP & Head of Worldwide Regulatory Strategy at Pfizer (2009-2011)
Shareholding: 0



Anders Gersel Pedersen

Board Member (2018)
+30 years in the Healthcare sector
Ex-EVP R&D H.Lundbeck
Chairman of Hansa Biopharma's Scientific Committee
Shareholding: 2,500



Eva Nilsagård

Board Member (2019)
Board member of several companies, e.g. Addlife, Bufab, Irras, Xbrane
Ex-CFO of Vitrolife and Plasta
Chairman of Hansa Biopharma's Audit Committee
Shareholding: 3,000



Mats Blom

Board Member (2019)
CFO of NorthSea Therapeutics
Ex-CFO Zealand Pharma
Member of Hansa Biopharma's Audit Committee
Shareholding: 1,000



Andreas Eggert

Board Member (2019)
Ex-SVP at H. Lundbeck A/S
Ex-VP Wyeth/Pfizer in the U.S.
Member of Hansa Biopharma's Audit Committee and Remuneration Committee
Shareholding: 5,500

Hansa Biopharma's Governance Structure

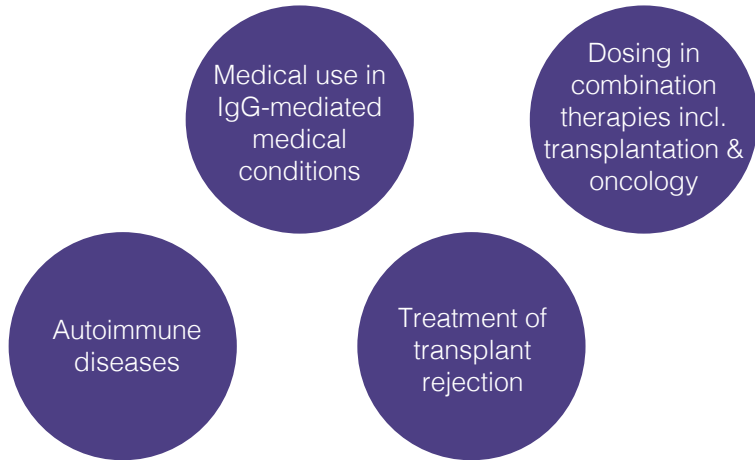


→ Electing / Appointing
 ← Reporting / Informing

Strong technology protection through patents and orphan drug designations

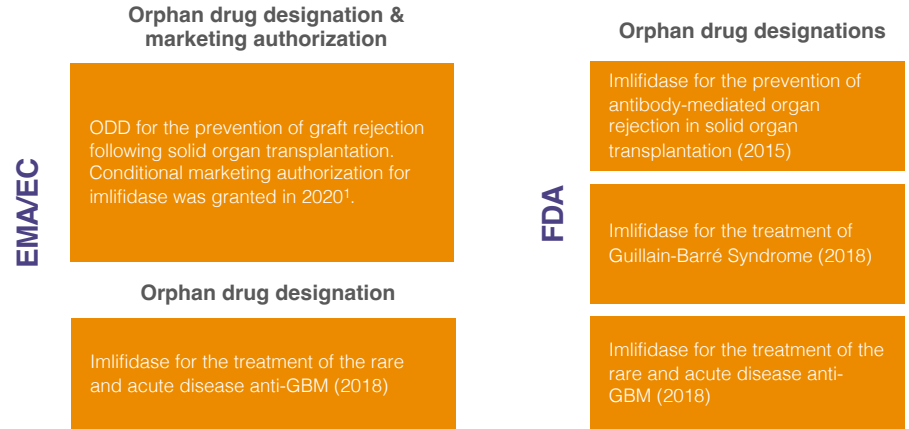
Patent coverage out to 2035 in key markets

- Our lead product, imlifidase, is protected by six patent families including both granted patents and pending applications and cover the use of imlifidase
- Patents cover use of imlifidase at least in:



Orphan drug designation

- Orphan drug designation is granted to drugs intended for rare diseases (affecting max 5 patients in 10,000 persons in EU or affecting less than 200,000 patients in the US)
- The designation provides development and commercial incentives, including ten years of market exclusivity in the EU and seven years in the U.S., protocol assistance on the development of the drug, including clinical studies and certain exemptions from or reductions in regulatory fees



Hansa Biopharma is financed into 2025

Financing to support the continued development of Hansa's antibody-cleaving enzyme technology platform and commercial preparations toward regulatory approval in the U.S.

Capital Raised
SEK ~4bn
since 2007*

Cash position
SEK ~732m
(Dec. 2023)

R&D investment
(acc.)
SEK ~1.7bn
(Since 2007)

SG&A spend
(acc.)
SEK ~1.6bn
(Since 2007)



*Including SEK ~750m from NovaQuest financing agreement & SEK ~100m upfront payments from Sarepta

Mid-term financial priorities

Our key financial priorities over the coming years will be focused on ensuring a successful European launch of Idefirix[®], while targeting mid-term product profitability

**With the recent financing Hansa is fully financed into 2025
We expect to use our current cash position to:**

Fund the launch and commercial expansion of Idefirix[®] in kidney transplantation across Europe and start preparations for a potential launch in the U.S.

Complete our EU post-approval commitments and patient enrollment in our ConfldeS study

Advance our R&D pipeline through achieve approval/usage of imlifidase in follow-on indications and broaden the Idefirix label beyond kidney transplantation

Advance our next generation enzymes (HNSA-5487) in the clinical as well as our initiatives in our other indications such as gene therapy and oncology

Fund working capital and general corporate purposes

SEK ~732m

(USD ~72m)

in cash and short-term investments
post recent financing



Strategic plan to build U.S. presence ahead of potential regulatory approval and commercial launch of imlifidase in the US

Three shots on goal to enter important US market



US pivotal phase 3 study in kidney transplantation



Pivotal phase 3 study in anti-GBM disease



Pre-treatment to SRP-9001 in Gene Therapy (DMD)

Critical functions to be established

- Small and agile team with deep clinical and U.S. marketplace expertise
- Comprehensive functional coverage with dedicated U.S. based and experienced team members
- Strength of global strategy and key global functions

Timeline



US functions to be established over time		
US Market Access	US Marketing	US Regulatory
Supply Chain/Distribution	US Key Account Mgmt	US Clinical Operations
US Commercial Operations	US Medical Affairs/MSLs	US ISTs & Outcomes
US HR	US Finance/Corporate	US Legal/Compliance

An exciting journey ahead!

✔ This is just the beginning!

- ✔ Clinical validation
- ✔ External validation
- ✔ Regulatory validation
- ✔ Validated manufacturing
- ✔ Strong IPR
- ✔ Exciting pipeline
- ✔ Strong team

Key milestones to be achieved

- Expand Idefix[®] label in transplantation and in other solid organs
- Expand our platform and obtain regulatory approval in indications beyond kidney transplantation
- Advance our lead second generation molecule HNSA-5487 successfully through phase 1 and identify lead indication area
- Expand partnerships in gene therapy
- Advance imlifidase as pre-treatment into Limb-Girdle, Duchenne, Pompe Disease and Crigler-Najjar syndrome in gene therapy
- Show PoC in new indications
- Advance potential combination treatment into the clinic

Idefix[®] approved in EU under conditional approval for kidney transplantation

Our future

Hansa Biopharma is a recognized global leader in rare diseases across multiple broad therapeutic areas with several market leading products and a highly valuable pipeline of late-stage drug candidates



Stock images

Imlifidase in kidney transplantation

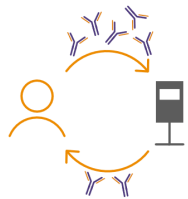


The long-term market uptake of Idefix is highly dependent on successful early experiences in patients

For decades, medical practice (SoC) in transplantation has been predicated on compatibility as modalities came with certain limitations

Idefix addresses the limitations of these other modalities and is the first and only approved drug to enable incompatible kidney transplants

PLEX



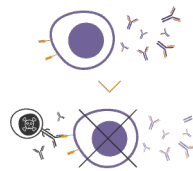
Plasmapheresis immunoadsorption
Mechanically removes antibodies from circulation

IVIg



immunoglobulins
IVIg/SCIg contains healthy antibodies that replaces pathogenic antibodies

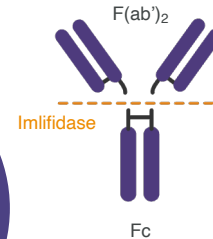
B-cells



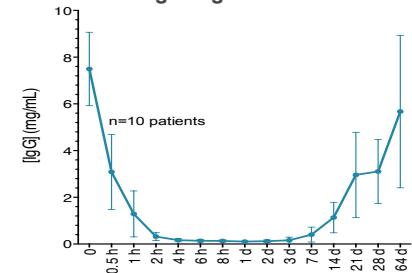
B-cell depleting mAbs
Lowering antibody levels through B-cell elimination

..with Idefix we are changing the entire ecosystem in transplantation

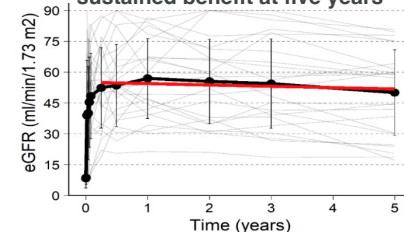
Idefix antibody-cleaving enzyme



Inactivates IgG in 2-6 hours creating an IgG-free window



Long term data confirms sustained benefit at five years



1950s

1980s

1990s

Idefirix[®] is the first and only approved drug in Europe for desensitization of highly sensitized kidney transplant patients

Inability to match or effectively desensitize patients remains a barrier for transplantation in highly sensitized patients. Between 80,000 and 100,000 kidney transplant patients are waiting for a new kidney in both Europe and the U.S.

Low complexity transplants

← Calculated Panel Reactive Antibodies (cPRA) is a measure for HLA-sensitization →

High complexity transplants

~70% of patients^{1,2}

Non or less sensitized
(cPRA < 20%)

15-20% of patients^{1,2}

Moderately sensitized
(20% < cPRA < 80%)

10-15% of patients^{1,2}

Highly sensitized
(cPRA > 80%)

Causes of sensitization include



Pregnancy



Blood transfusion



Previous transplantations

Addressable market (annually)

4,000-6,000

split across Europe and the US

Patients that are likely to be transplanted with a compatible donor

Patients unlikely to be transplanted under current prioritization programs



¹ EDQM. (2020). International figures on donation and Transplantation 2019
² SRTR Database and individual assessments of allocation systems

The unique market position of Idefirix® requires consideration of both the sales- and the transplant cycle

Sales and transplant cycle adds complexity and time to patient treatment

Excellence revolves around four strategic themes



Market Access



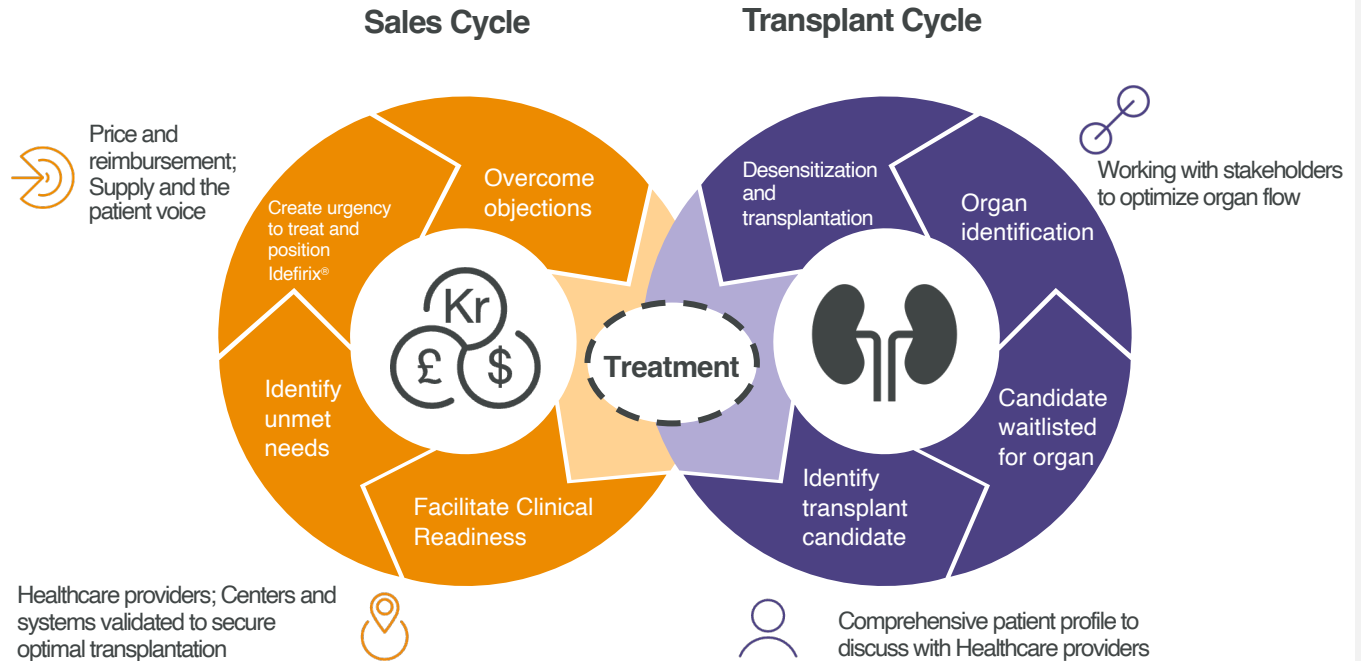
Clinical readiness



Organ allocation



Patient selection and treatment



Encouraging patient outcome in new markets following imlifidase-enabled kidney transplantations



First living donor transplantation in Australia enabled by imlifidase was carried out in a 64-year-old highly sensitized male patient (cPRA 99.8)

The patient had been waitlisted for more than 4 years and received two incompatible kidney offers previously

[Link article in The Age from November 5, 2023](#)



51-year-old highly sensitized male patient transplanted at the University Hospital Vienna following graft loss 20 years after receiving a kidney from his father

The patient had been on dialysis for four years with deteriorating kidney function

[Link article in Medical University of Vienna News from August 8, 2023](#)



43-year-old highly sensitized female kidney transplant patient was transplanted at University Hospital of Padua after being on dialysis for almost 14 years and experiencing one graft loss

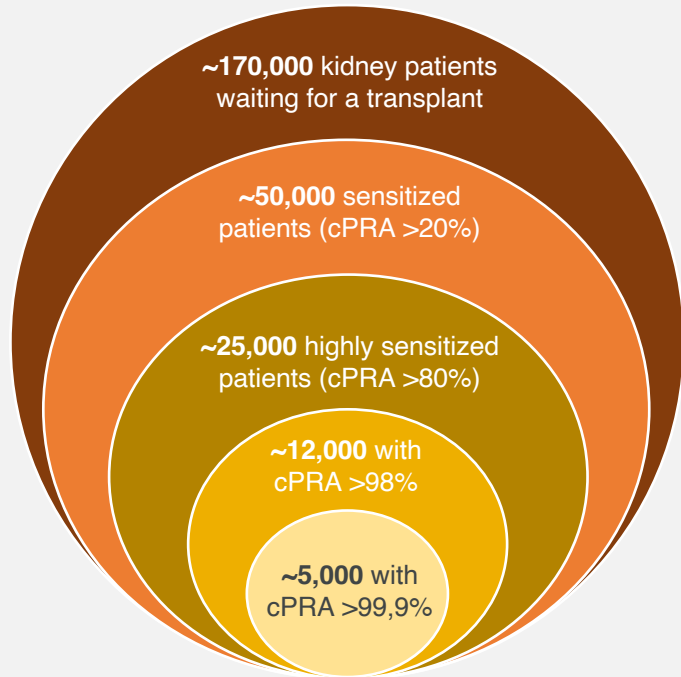
This transplantation was the first imlifidase-enabled kidney transplantation in Italy

[Link article Veneto.it from December 14, 2022](#)

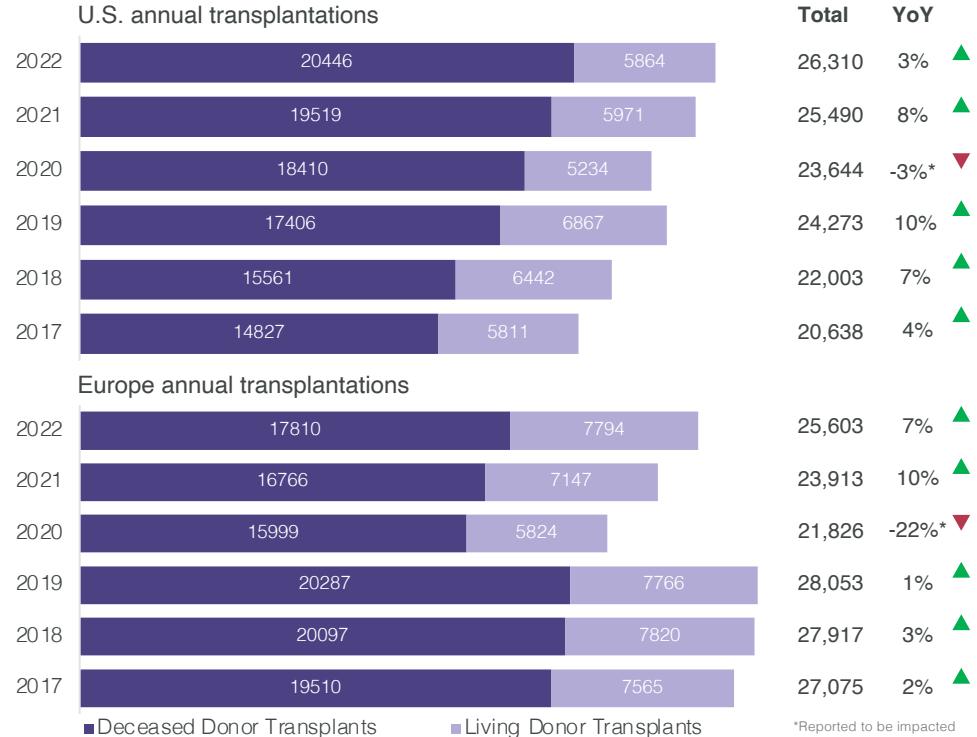
Only 1 in 4 patients are offered access to a lifesaving transplantation

Up to 15% of patients are highly sensitized

Breakdown of the kidney transplant waitlist in U.S. and EU







~50,000 transplantations done annually in Europe and the U.S.

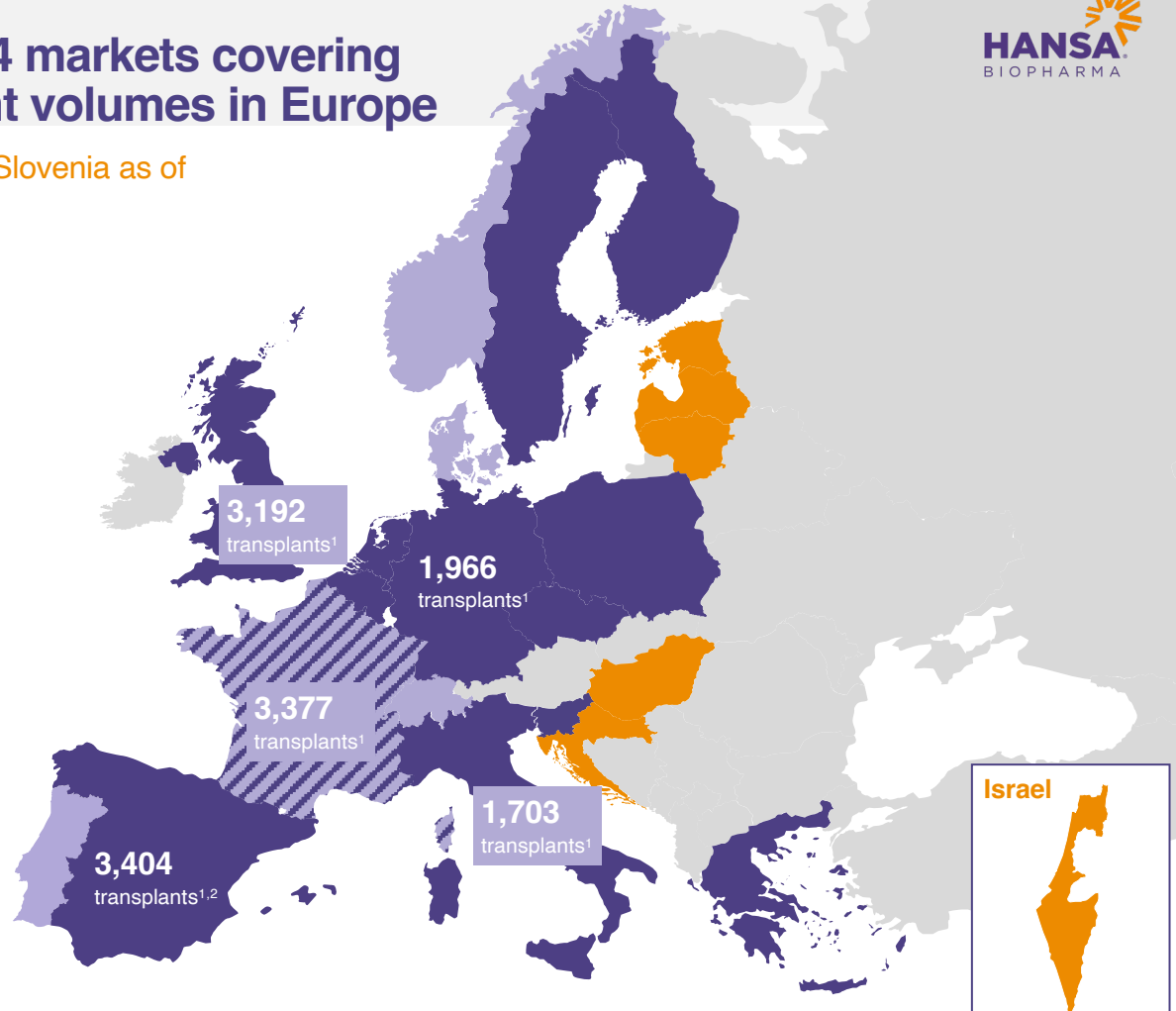


*Reported to be impacted by the COVID-19 pandemic

Market Access obtained in 14 markets covering markets with 3/4 of transplant volumes in Europe

Positive reimbursement decision received in Slovenia as of February 1, 2024

-  Health Technology Assessments (HTA) dossiers submitted
-  Reimbursed Early Access Program
-  Pricing & reimbursement obtained (country or clinic level)
-  Territories covered commercially by Medison Pharma



¹ Annual kidney transplantations 2022. Transplantation data is from Global Observatory on Donation and Transplantation. <https://www.transplantobservatory.org/> [Accessed 2023-07-10]

² A positive recommendation for pricing and reimbursement of Idefix® in Spain was published on February 6, 2023. https://www.sanidad.gob.es/profesionales/farmacologia/pdf/20230202_ACUERDOS_CIPM_230.pdf

Scaling Idefix® globally as we transform the desensitization treatment landscape and advance a new way of transplanting patients

1 Build the foundation for Idefix®

- ✓ Commercialize in early-launch countries
- ✓ Secure Market Access in key markets
- ✓ Ensure clinical readiness/KOL engagement
- ✓ Implement medical guidelines (ESOT and country specific guidelines)
- ✓ Increase awareness on unmet need
- ✓ Initiate post approval study in Europe
- ✓ Support patient and organ access

2 Expanding internationally

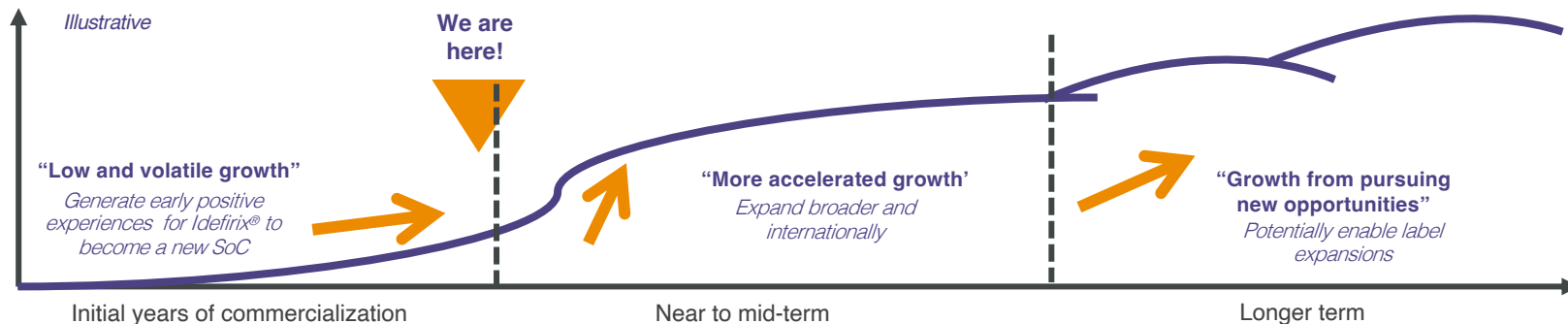
- Leverage experience to scale Idefix in Europe
- Secure FDA approval and launch in the U.S.
- Geographical expansion beyond core markets
- Full marketing authorization in Europe

3 Potential label expansion

- Potentially expand into living donor transplantation
- Potentially expand into other solid organs

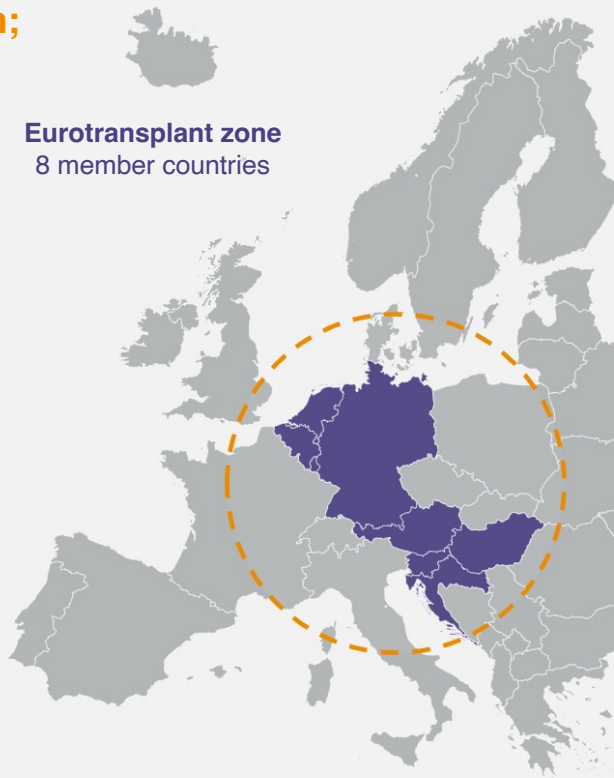
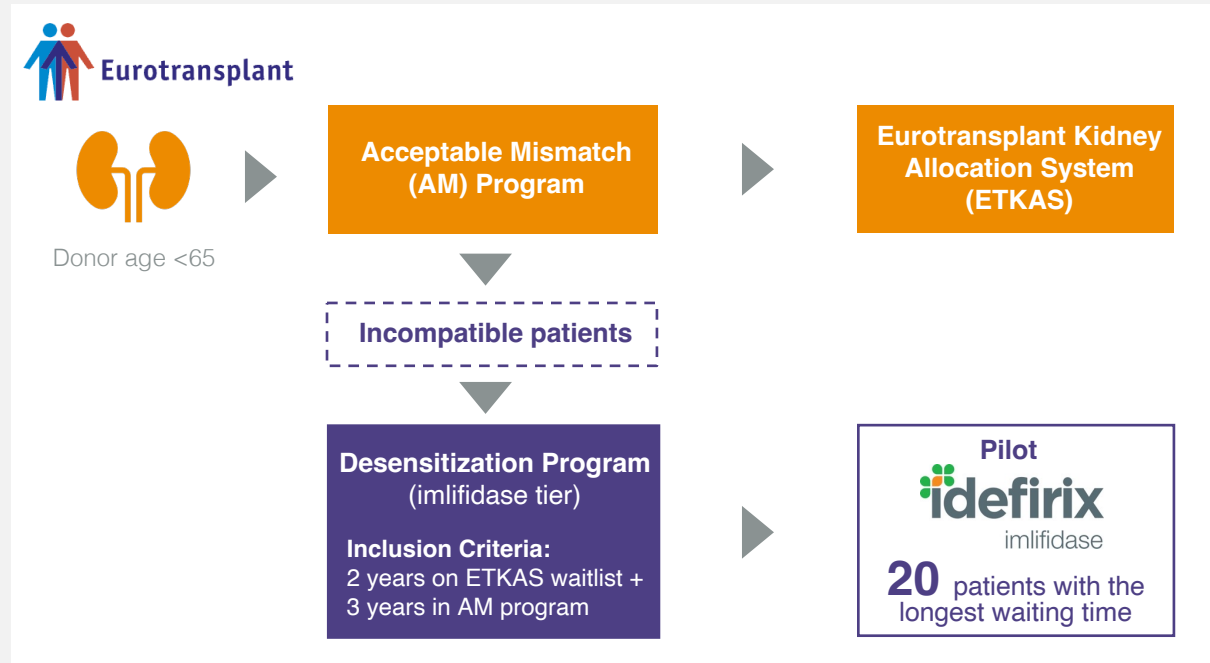
Key activity matrix

Commercial sales uptake



Eurotransplant Desensitization Program set to transform desensitization across eight European membership countries

First patient treated in the new Eurotransplant Desensitization Program;
Second wave of patients identified for treatment through the Program



Completed and ongoing studies in kidney transplantation



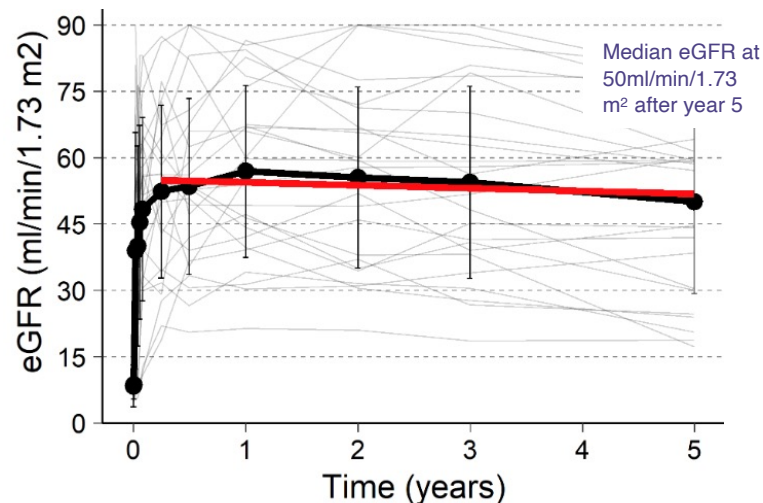
Long term data confirms sustained benefit at five years in graft survival and overall patient survival

Results is a continuation of the 3-year data

- After 5 years graft survival (death censored) was 82%, in line with outcomes seen at 3-years post-transplant
- Patient survival rate was 90%¹
- At five years kidney function measured by mean estimated glomerular filtration rate (eGFR) was 50 ml/min/m² at year 5
- The 5-year data is a continuation of the analysis at 3-years of crossmatch positive patients published in the *American Journal of Transplantation*
- Further data from extended pool analysis expected in 2024

¹ Three deaths occurring between six months and one year, and no deaths occurring between one and five years (not related to imlifidase)

Stable long-term outcomes on graft survival and patient survival



Potential to disrupt transplantation care in the U.S. with imlifidase

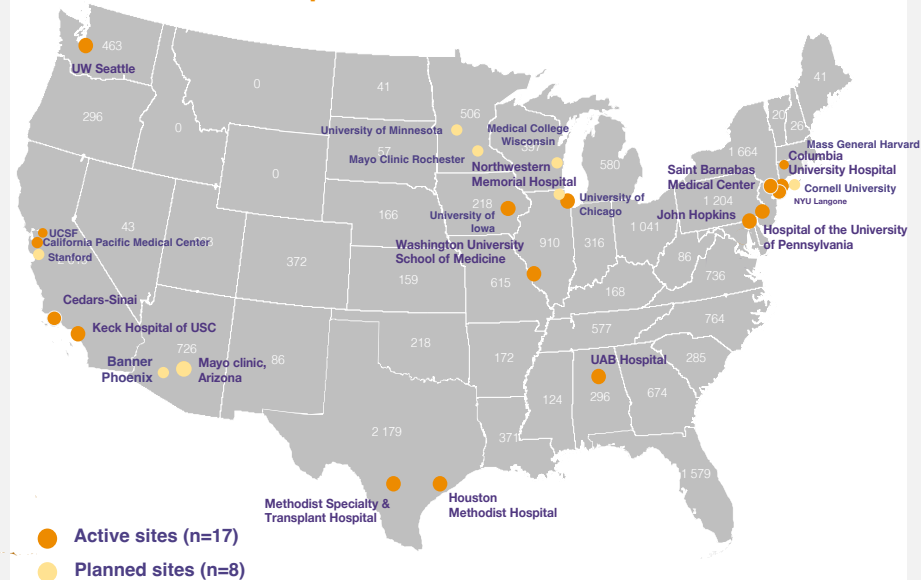
ConfideS phase 3 trial will further advance potential for imlifidase to address unmet need in desensitization

U.S. ConfideS

Phase 3

- Continue enrollment beyond 64 patients
- Currently 104 patients screened and enrolled
- 40 out of 64 targeted patients randomized
- Expansion from 17 to 25 site to accelerate randomization
- Randomization expected to complete mid-2024
- BLA filing in 2025

Involved ConfideS sites cover more than 20% of total transplantation volumes in the U.S¹

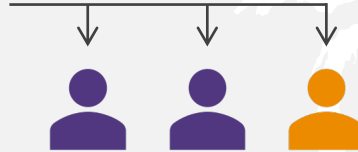


Imlifidase may complement the US Kidney Allocation System, as thousands of patients are still unlikely to find a match

- Factors impacting the KAS score¹**
- Waiting time
 - Age
 - Transplantation history
 - Sensitization (cPRA score)
 - Distance and recipient
 - Quality of donor kidney (KDPI)

KAS gives patients points with regards to levels of sensitization, increasing the likelihood of finding a match for sensitized patients

Transplantation of highly sensitized patients has increased since the introduction of KAS. However, thousands of patients are still unlikely to find a match



Highly sensitized patients are less likely to find a matching organ from a deceased donor through KAS

Degree of sensitization		cPRA%	Est. no. of organs to find match ²	Estimated number of patients on waitlist (U.S) ³
		Less or moderate	0-20	1-2
Highly sensitized	20-80	2-14	~16,000	
	80-98	14-300	~5,000	
	98-99.9	300-3,000	~3,500	
	>99.9	3,000-300,000	~2,500	



If approved, Idefix[®] may address highly sensitized kidney transplant patients, who are incompatible to a deceased donor in the US Kidney Allocation System

¹ OPTN, https://optn.transplant.hrsa.gov/media/1200/optn_policies.pdf

² p=95%, Clinical Journal of the American Society of Nephrology, 2016

³ Company estimates, OPTN and Global Observatory on Donation and Transplantation

U.S. ConfideS study: Potential to disrupt transplantation care in the U.S. with imlifidase

U.S. trial design

64 highly sensitized kidney patients with the highest unmet medical need

- Patients with a cPRA score of $\geq 99.9\%$ will be enrolled
- First patients enrolled at Columbia University, NYC
- 104 patients enrolled across 17 sites with 40 of targeted 64 patients randomized
- 1:1 Randomization
- When a donor organ becomes available and a positive crossmatch with the intended recipient indicates that the organ is not compatible, the patient will be randomized to either imlifidase or to a control arm, where patients either remain waitlisted for a match or receive experimental desensitization treatment*

Primary endpoint

- Mean estimated glomerular filtration rate (eGFR) “kidney function” at 12 months.
- For randomized patients who do not undergo transplantation, lose their graft or die before 12 months, eGFR will be set to zero, consistent with kidney failure

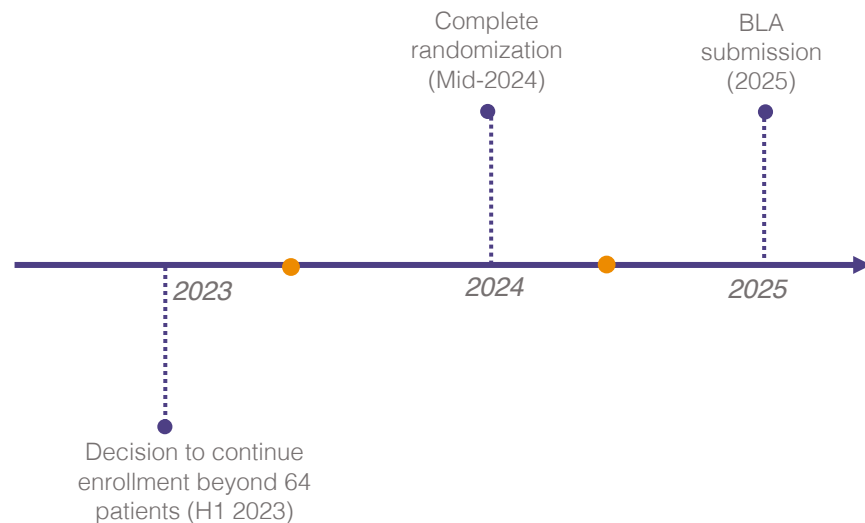
Secondary endpoint

- Patient survival at 12 months

Up to 25 leading transplantation centers in the U.S. will be engaged in the study

- Robert A. Montgomery, M.D. Professor of Surgery and Director, NYU Langone Transplant Institute, NYC is appointed to be the principal investigator

Timeline



*Experimental desensitization treatment can include any combination of plasma exchange (PLEX), intravenous IVIg, anti-CD20 antibody, and eculizumab. Link to the full protocol at [ClinicalTrials.gov](https://clinicaltrials.gov)

Idefirix receives provisional approval in Australia

First market to approve use in transplants from both living and deceased donors

Transplant statistics

~15,200 patients suffer from ESRD and need dialysis

1,338 waitlisted for deceased donors in 2021

~21% of patients on waitlist have a cPRA score of 95 or higher

76/24 deceased vs living donor transplantations

First living donor transplantation

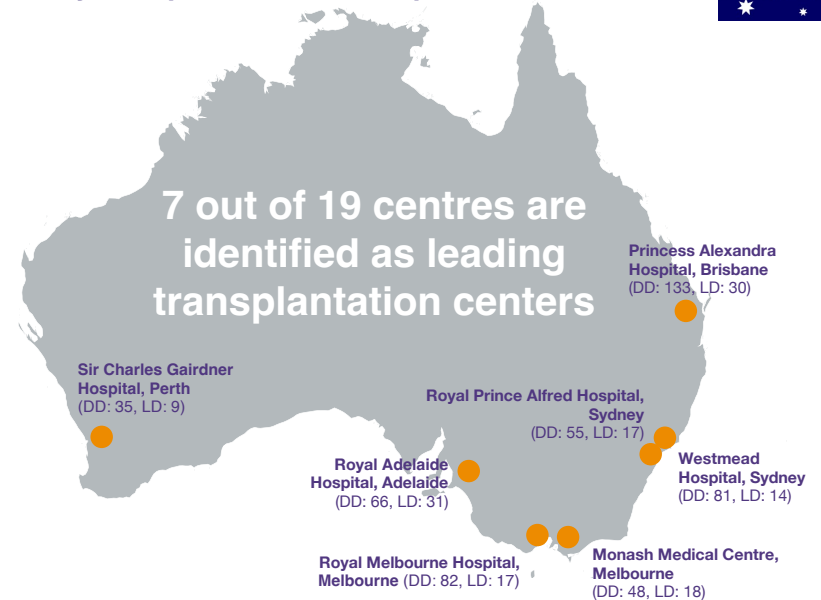
First living donor transplantation in Australia enabled by imlifidase was carried out in a 64-year-old highly sensitized male patient (cPRA >99.8)

The patient had been waitlisted for more than 4 years and received two kidney offers previously



[Link article in The Age from November 5, 2023](#)

Kidney transplantation landscape in Australia



Sources:

1. ANZDATA. The Australia and New Zealand Dialysis and Transplant Registry (ANZDATA) collects information about people receiving dialysis or kidney transplant for end-stage kidney disease in Australia and New Zealand.
2. ANZDATA 2022 Annual Report #45; available at: <https://www.anzdata.org.au/report/anzdata-45th-annual-report-2022-data-to-2021/>

First patient treated in post-authorization efficacy study (PAES) of Idefirix® (imlifidase) in highly sensitized kidney transplant patients

The study will provide further important insights regarding Idefirix® desensitization treatment of highly sensitized kidney transplant patients

An open-label Phase 3 study in 50 patients

- First patient was treated by Dr. Oriol Bestard, Chair of Nephrology and Kidney Transplantation at Vall d'Hebron University Hospital in Barcelona
- Ongoing enrollment ~56% into completion end of Q4'23
- The study is an obligation under the conditional marketing authorization for Idefirix® granted by EMA in August 2020, in order to complete a full marketing authorization in the EU. Study is expected to be complete by the end of 2025
- The aim will be to confirm the long-term efficacy and safety of Idefirix® with the primary objective to determine the one-year graft failure-free survival of the Idefirix® treated and transplanted patients.
- In addition, a total of 50-100 patients undergoing compatible kidney transplantation at the participating centers will be included and serve as a non-comparative concurrent reference cohort, with no formal comparison, to contextualize the one-year graft failure-free survival of the Idefirix® treated patients



Study 01 Phase 1

The 01 study results

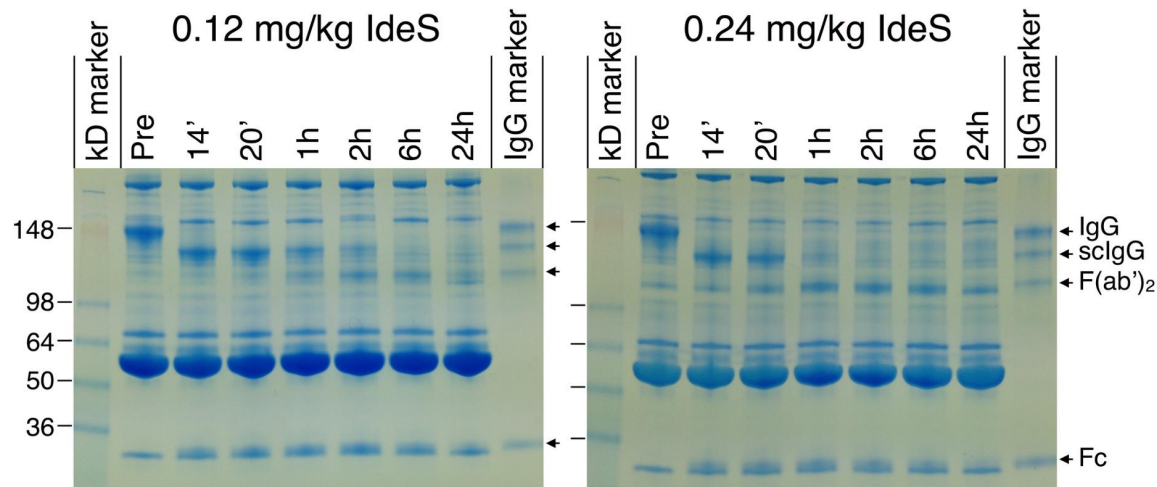
Data showed complete removal of IgG and a good tolerability profile

Efficacy

- ✓ Rapid degradation of IgG in serum in subjects dosed with 0.12 and 0.24 mg/kg imlifidase. Imlifidase had full effect within 6 hours. The entire IgG pool was converted into F(ab')₂ and Fc-fragments. Maximal effect was accomplished 2-6 hours after dosing.

Safety

- ✓ Newly synthesized intact IgG was clearly detectable in all subjects after 1-2 weeks after dosing. After 3 weeks the level of intact IgG constituted the main IgG fraction in serum



CLINICALTRIALS.GOV ID

NCT01802697 (2013/2014)

SUBJECTS

29 (20 active plus 9 placebo) healthy subjects (Sweden)

DOSES/FOLLOW UP TIME

The starting dose was 0.01 mg/kg BW and the highest dose group received 0.24 mg/kg BW

MAIN OBJECTIVES

- The objectives were to assess safety, efficacy in IgG cleavage, pharmacokinetics and immunogenicity of imlifidase following intravenous administration

STUDY DESIGN

- Randomized placebo-controlled dose-escalation study with 29 (20 active plus 9 placebo) healthy subjects

STATUS

Completed

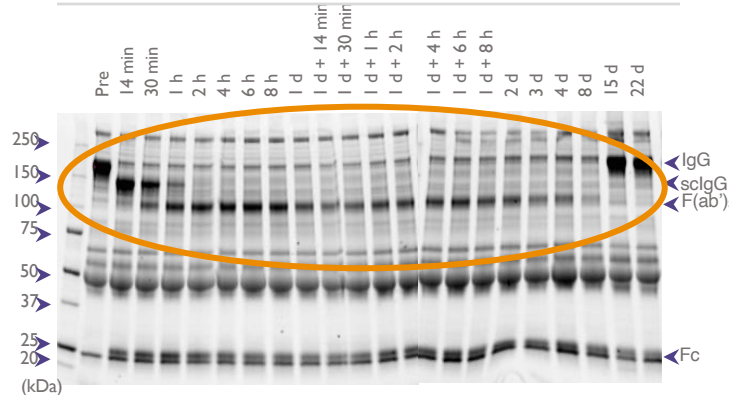
- The 01 study showed that Imlifidase was considered safe to use

Study 03 Phase 2

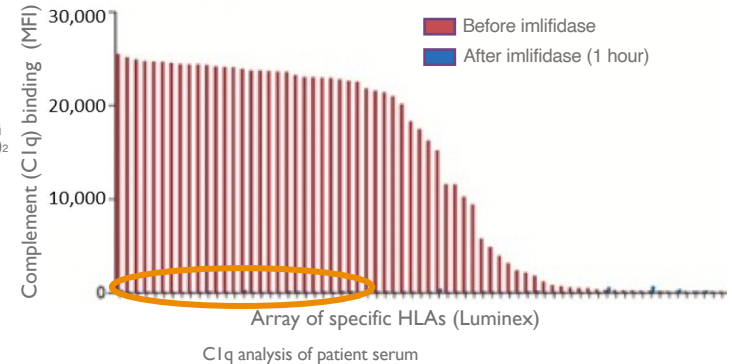
The 03 study proved safety and efficacy

HLA antibodies at acceptable levels; enabling transplantation in all patients

Analysis of IgG in patient serum before and after imlifidase treatment



Analysis of complement binding HLA antibodies before and after imlifidase



Protocol



Jordan SC, et al. (2017) NEJM Aug 3;377(5):442-453.

CLINICALTRIALS.GOV ID

NCT02475551

SUBJECTS

10 Patients (Sweden)

DOSES/FOLLOW UP TIME

0.25 and 0.50 mg/kg during 180 days

MAIN OBJECTIVES

- Safety in the transplantation setting
- Efficacy defined as HLA antibody levels acceptable for transplantation

STUDY DESIGN

- Single-center, single-arm, open-label, no prior desensitization
- Similar design as 13-HMedIdeS-02 but transplantation part of protocol
- In deceased and living donors

STATUS

Completed

- Proved safety and efficacy with HLA antibodies at acceptable levels; enabling transplantation in all patients

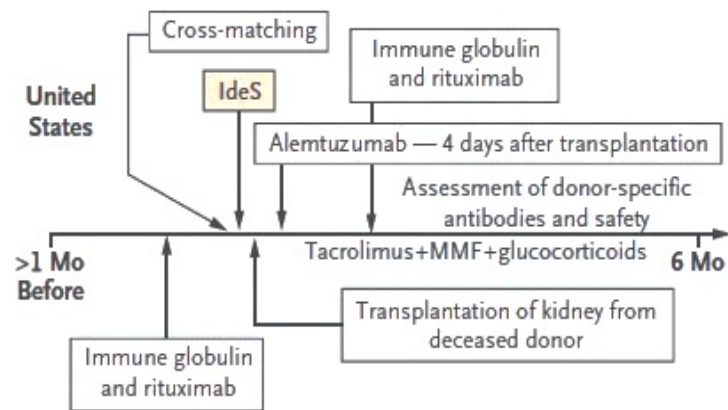
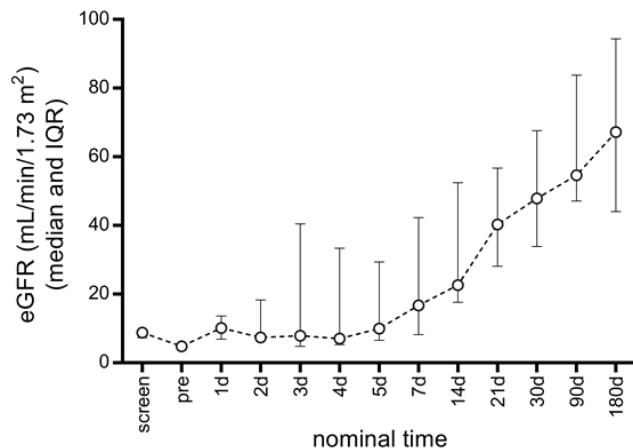
Study 04 Phase 2

The 04 study results

Study proved safety and efficacy with Cedar Sinai's standard protocol (rituximab and IVIg)

Cedar's desensitization protocol in combination with imlifidase

Graft function (eGFR) post six months



CLINICALTRIALS.GOV ID

NCT024226684

SUBJECTS

17 Patients (US)

DOSES/FOLLOW UP TIME

0.24 mg/kg 180 days

MAIN OBJECTIVES

- Safety in combination with Cedars Sinai's "standard protocol" for desensitization of highly sensitized patients
- Efficacy in preventing AMR

STUDY DESIGN

- Investigator initiated study
- Investigator sponsored IND
- Imlifidase to desensitize patients previously treated with rituximab and IVIg
- Deceased donors only

STATUS

Completed

Jordan SC, et al. (2017) NEJM Aug 3;377(5):442-453.

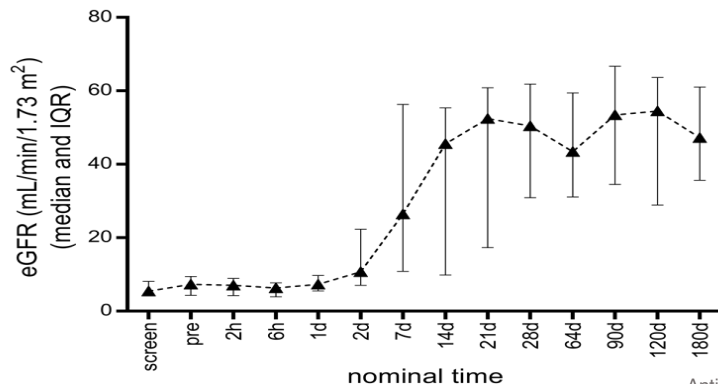
Huang E, et al., (2019). Three-year outcomes of highly-sensitized kidney transplant recipient desensitized with imlifidase (IdeS). Abstract at ATC.

Study 06 Phase 2

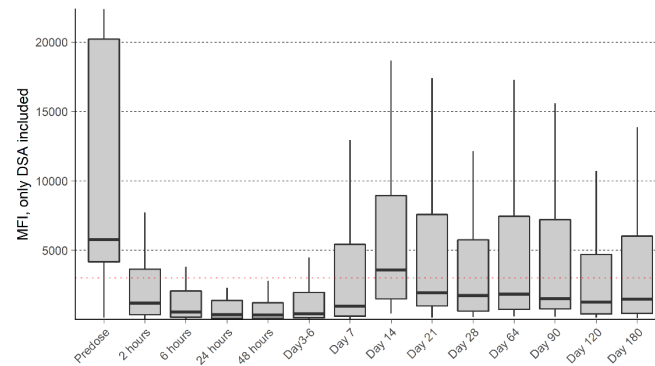
The 06 study results

Study showed proved safety and efficacy in making highly sensitized patients eligible for kidney transplantation

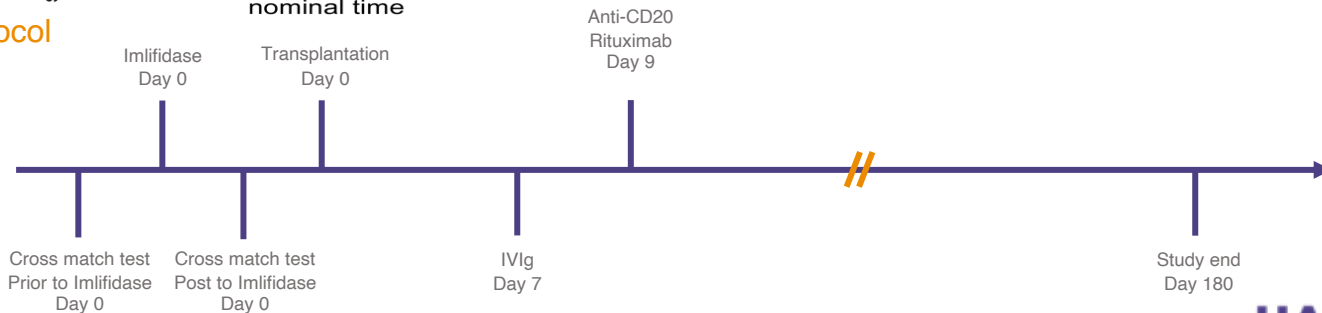
Graft function (eGFR) post imlifidase



DSA level pre-dose and post imlifidase



Protocol



CLINICALTRIALS.GOV ID

NCT02790437

SUBJECTS

18 Patients (US+Sweden+France)
19 safety set, 18 efficacy set

DOSES/FOLLOW UP TIME

0.25 mg/kg 180 days

MAIN OBJECTTTIVES

- Efficacy in creating a negative crossmatch test







STUDY DESGIN

- Multicenter, multinational, single-arm, open-label Included patients who may have had prior unsuccessful desensitization or patients in whom it was unlikely to be effective

STATUS

Completed

Completed studies with imlifidase in transplantation

STUDY	SUBJECTS/ COUNTRY	STUDY DESIGN	PRIMARY ENDPOINT	SECONDARY ENDPOINTS	STATUS/ PUBLICATION
Study 01 Phase 1	29 subjects 	<ul style="list-style-type: none"> Randomized placebo-controlled dose-escalation study with 29 (20 active plus 9 placebo) healthy subjects 	<ul style="list-style-type: none"> Safety and tolerability 	<ul style="list-style-type: none"> Efficacy in IgG cleavage, the pharmacokinetics (PK) and immunogenicity of imlifidase 	Complete PLOS ONE (2015) ¹
Study 02 Phase 2	8 subjects 	<ul style="list-style-type: none"> Single-center, single-arm, open-label 	<ul style="list-style-type: none"> Dosing resulting in HLA-antibody reduction (MFI < 1100) 	<ul style="list-style-type: none"> Efficacy: HLA antibody reduction acceptable for transplantation (MFI < 1100 as measured in SAB assay) 	Complete Lorant et al (2018) American Journal of Transplantation ²
Study 03 Phase 2	10 subjects 	<ul style="list-style-type: none"> Single-center, single-arm, open-label No prior desensitization 	<ul style="list-style-type: none"> Safety: AEs, clinical laboratory tests, vital signs, ECGs 	<ul style="list-style-type: none"> Efficacy: HLA antibody reduction acceptable for transplantation (MFI < 1100 as measured in SAB assay) 	Complete The New England Journal of Medicine (2017) ³
Study 04 Phase 2	17 subjects 	<ul style="list-style-type: none"> Investigator initiated study, Single-center, single-arm, open-label All patients had prior desensitization with IVIG and/or plasmapheresis 	<ul style="list-style-type: none"> Assessment of efficacy in eliminating DSAs in DSA and flow cytometry positive, highly sensitized patients Assessment of safety Assessment of efficacy/kidney function 	<ul style="list-style-type: none"> Serum creatinine (0-6 months) Proteinuria (0-6 months) DSA at multiple timepoints posttransplant (day 0, D30, D90, D180) 	Complete The New England Journal of Medicine (2017) ³
Study 06 "Highdies" Phase 2	18 subjects 	<ul style="list-style-type: none"> Multicenter, multinational, single-arm, open-label Included pts who may have had prior unsuccessful desensitization or pts in whom it was unlikely to be effective 	<ul style="list-style-type: none"> Crossmatch conversion in DSA+ patients who have a positive XM test to their available LD or DD 	<ul style="list-style-type: none"> DSA reduction at multiple timepoints (2, 6, 24, 48 h after imlifidase) Time to create negative CDC XM test and/or flow cytometry (FACS) XM test Safety 	Complete Annals of Surgery (Lonze et al, only New York patients) Montgomery et al ATC abstract (2019) ⁴
Long-term follow-up study	Up to 46 subjects 	<ul style="list-style-type: none"> A prospective, observational long-term follow-up study of patients treated with imlifidase prior to kidney transplantation 	<ul style="list-style-type: none"> Long-term graft survival in patients who have undergone kidney transplantation after imlifidase administration 	<ul style="list-style-type: none"> Patient survival, kidney function, comorbidity, treatments and QoL Safety DSA Immunogenicity 	Ongoing Long term data confirms benefit through to year 5 (Oct. 2023)

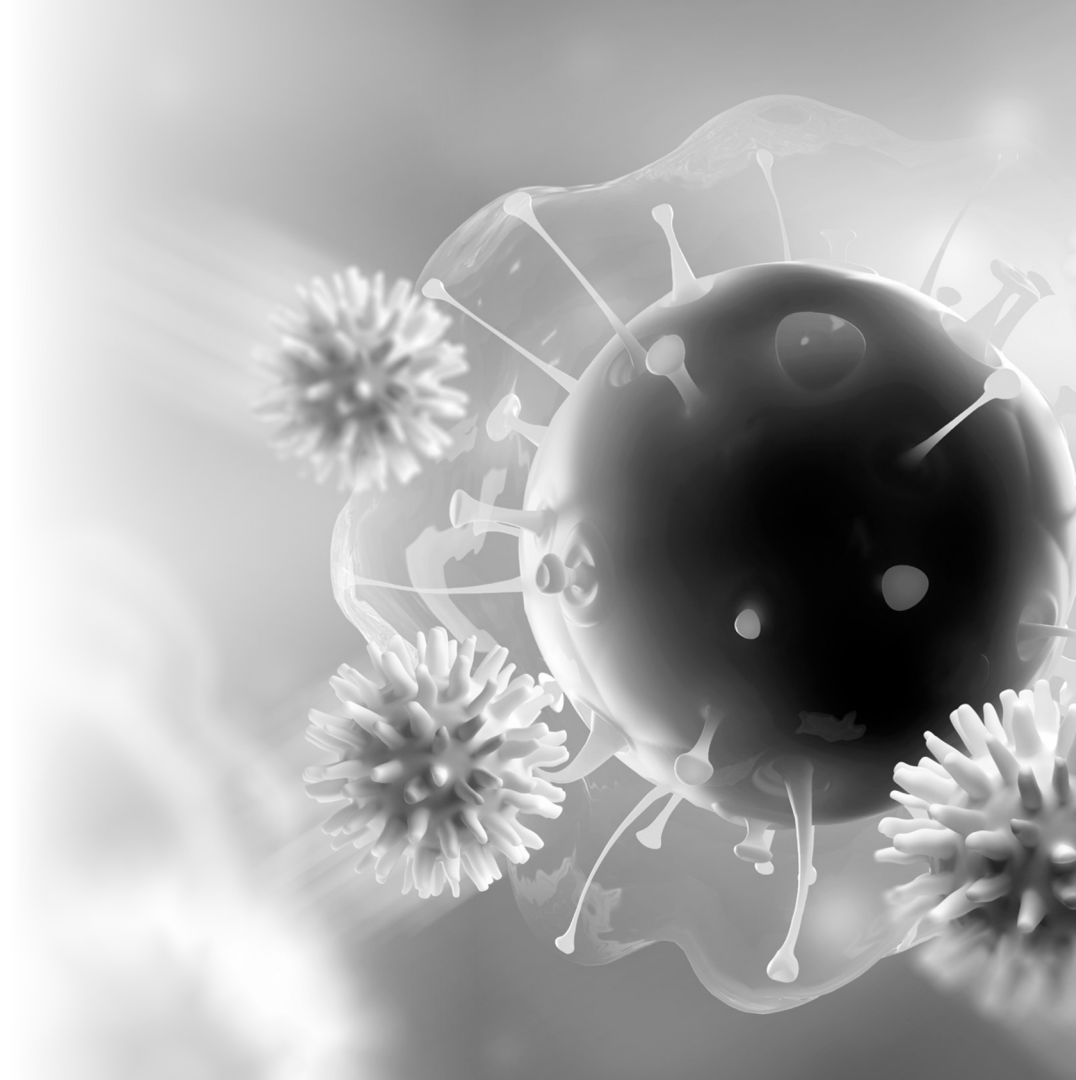
¹ Winstedt et al., "Complete Removal of Extracellular IgG Antibodies in a Randomized Dose Escalation Phase I Study with the Bacterial Enzyme IdeS – A Novel Therapeutic Opportunity", PLOS ONE 2015, 10(7)

² Lorant et al., "Safety, immunogenicity, pharmacokinetics and efficacy of degradation of anti-HLA antibodies by IdeS (imlifidase) in chronic kidney disease patients" Am J Transplant. 2018 Nov;18(11):2752-2762

³ Jordan et al., "IgG Endopeptidase in Highly Sensitized Patients Undergoing Transplantation", N Engl J Med 2017;377:442-53.

⁴ Montgomery et al., "Safety And Efficacy Of Imlifidase In Highly-sensitized Kidney Transplant Patients: Results From A Phase 2 Study" ATC Abstract, 2019

Our antibody cleaving enzyme technology



Broad clinical pipeline in transplantation, autoimmune diseases, and gene therapy

Project	Indication	Research/ Preclinical	Phase 1	Phase 2	Phase 3	Marketing Authorization	Marketed	Partner	Next Anticipated Milestone
Imilifidase	EU: Kidney transplantation in highly sensitized patients ^{1,2}	Completed	Completed	Completed	Planned	Completed	Ongoing		EU: Additional agreements around reimbursement / Post approval study to be completed by 2025
	U.S. "ConfIdeS": Kidney transplantation in highly sensitized patients ^{1,2}	Completed	Completed	Completed	Ongoing				Completion of randomization (64 patients) mid 2024
	GOOD-IDES-02: Anti-GBM antibody disease	Completed	Completed	Completed	Ongoing				Complete enrollment (50 patients)
	16-HMedIdeS-12: Active Antibody Mediated Rejection (AMR)	Completed	Completed	Completed					Publication in peer-reviewed journal
	15-HMedIdeS-09: Guillain-Barré Syndrome (GBS)	Completed	Completed	Ongoing					Comparative efficacy analysis 2024
	Investigator-initiated trial in ANCA-associated vasculitis ³	Completed	Completed	Ongoing					Complete enrollment (10 patients)
	SRP-9001-104: Pre-treatment ahead of gene therapy in Duchenne Muscular Dystrophy (DMD)	Completed	Phase 1b					Sarepta Therapeutics	First patient treated in clinical study
	Pre-treatment ahead of gene therapy in Limb-Girdle Muscular Dystrophy (LGMD)	Ongoing						Sarepta Therapeutics	Preclinical research
	Pre-treatment ahead of gene therapy in Pompe disease	Ongoing						AskBio	Preclinical research
HNSA-5487	Pre-treatment ahead of gene therapy in Crigler-Najjar syndrome	Ongoing						Genethon	Commence clinical study
	NICE-01 phase 1: HNSA-5487 – Lead candidate from the NiceR program	Completed	Ongoing						Further analysis around endpoints from Phase 1 to be completed in 2024 incl. selection of lead indication

Completed
 Ongoing
 Planned
 Post approval study running in parallel with commercial launch

¹ Results from the Phase 1 study have been published, Winstedt et al. (2015) PLOS ONE 10(7)

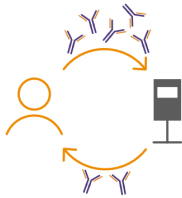
² Lorant et al., American Journal of Transplantation and OS+04 studies (Jordan et al., New England Journal of Medicine)

³ Investigator-initiated study by Dr. Adrian Schreiber and Dr. Philipp Enghard, at Charité Universitätsmedizin, Berlin, Germany

Development of IgG-modulating technologies

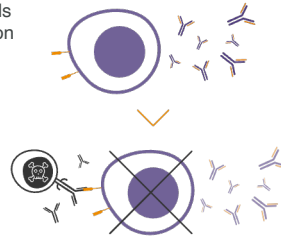
Mechanisms can be both complementary and competing

PLEX, plasmapheresis, immunoadsorption
Mechanically removes antibodies from circulation



1950s

B-cell depleting mAbs
Lowering antibody levels through B-cell elimination

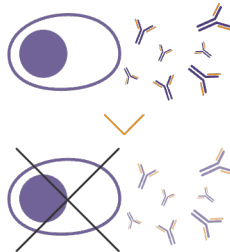


1990s

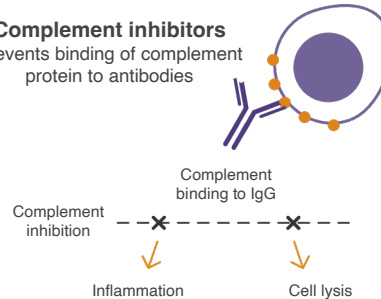
IV/SC immunoglobulins
IVIg/SCIg contains healthy antibodies that replaces pathogenic antibodies



Proteasome inhibitors
Depletes antibody producing long-lived plasma cells and lowers overall immunoglobulin levels



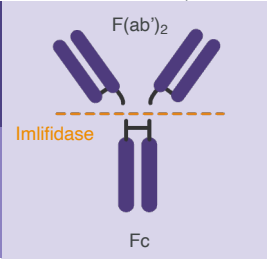
Complement inhibitors
Prevents binding of complement protein to antibodies



Imlifidase – IgG-cleaving enzyme

Deactivates IgG within 2-6 hours through enzymatic cleavage. IgG-free window for approximately one week

Unique mechanism-of-action is the basis for competitive advantage vs other IgG-modulating therapies



2020s

FcRn-inhibitors
Lowering IgG through blocking of antibody recycling

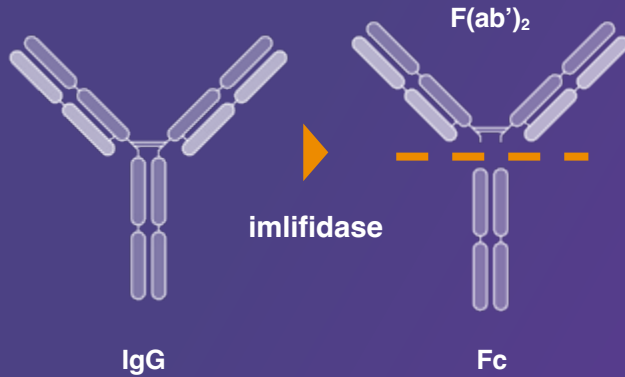


Imlifidase mode of action

Novel approach to effectively eliminate pathogenic IgG

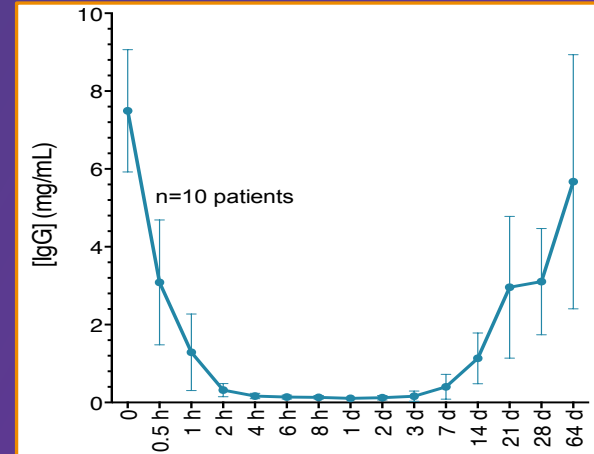
Proven mechanism of action

- Interacts with Fc-part of IgG with extremely high specificity
- Cleaves IgG at the hinge region, generating one F(ab')₂ fragment and one homo-dimeric Fc-fragment



Inactivation of IgG in human serum

- Rapid onset of action that takes down IgG below detectable level in 2-6 hours post 15 min infusion
- IgG antibody-free window for approximately one week



Our unique antibody cleaving enzyme technology may have relevance across a range of indications

Targeting rare IgG mediated diseases



Auto-immune diseases

Anti-GBM disease paves the way for development in other autoimmune diseases

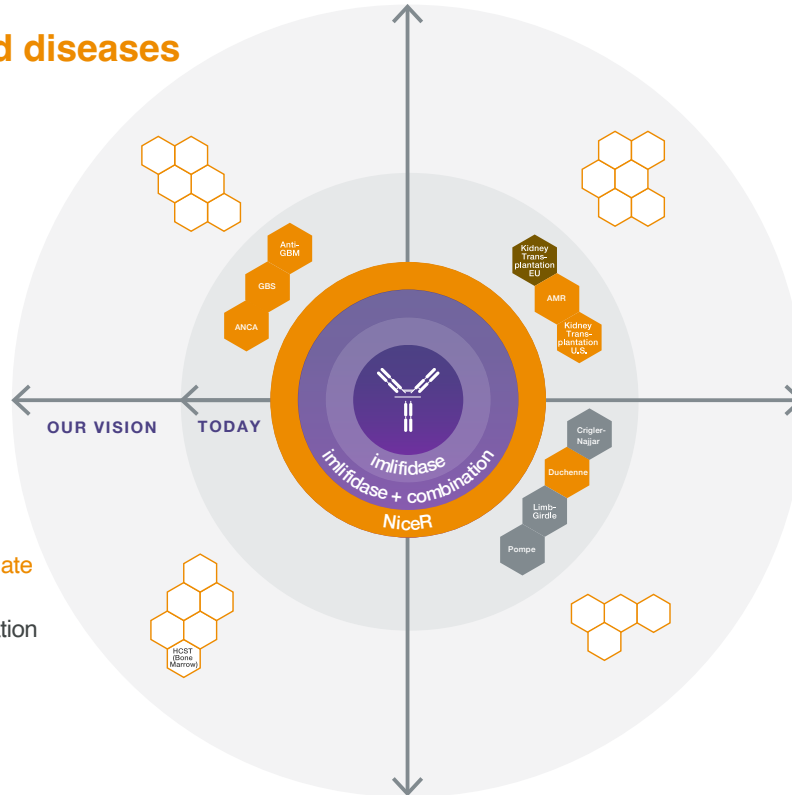
- Rapidly progressive glomerulonephritis
- Neurological disorders
- Skin and blood disorders



New therapies

IgG-cleaving enzymes to enable or even potentiate cancer therapy

- Allogenic stem cell (bone marrow) transplantation (HSCT)



Transplantation

Shaping a new standard for desensitization will help enable new indications in transplantations

- Antibody mediated rejection (AMR) in kidney transplantation
- Other transplantation types



Gene therapy

Exploring opportunities in gene therapy

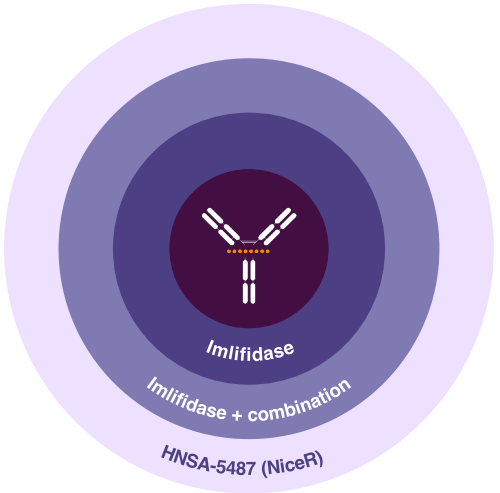
- Encouraging preclinical data published in Nature
- Validation through collaborations with Sarepta, AskBio, Genethon
- Wide indication landscape beyond

The technology platform is the primary basis for achieving our vision

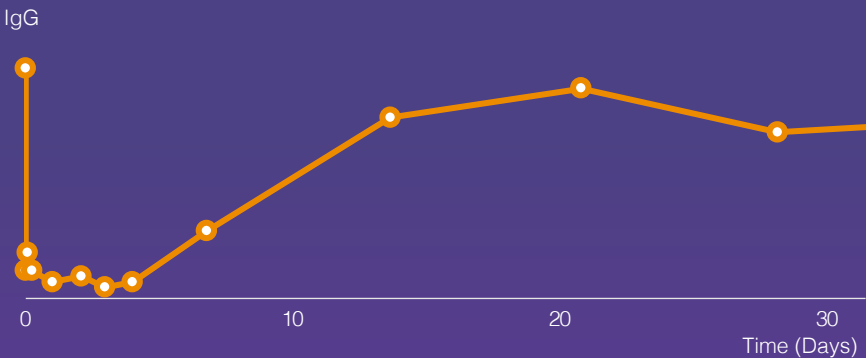
Targeting rare IgG mediated diseases and conditions

Key opportunities:

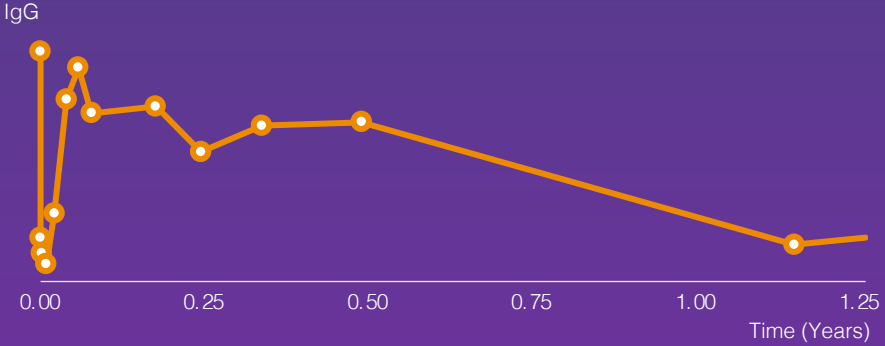
- Expanding into **new indications**
- Reduce immune response to IgG-cleaving enzyme, i.e. allow **repeated treatment**
- **Combination therapy**, i.e. induction and maintenance therapy



IgG levels after imlifidase treatment in highly sensitized patients – First 30 days



IgG levels after imlifidase treatment in highly sensitized patients – 1 year and beyond

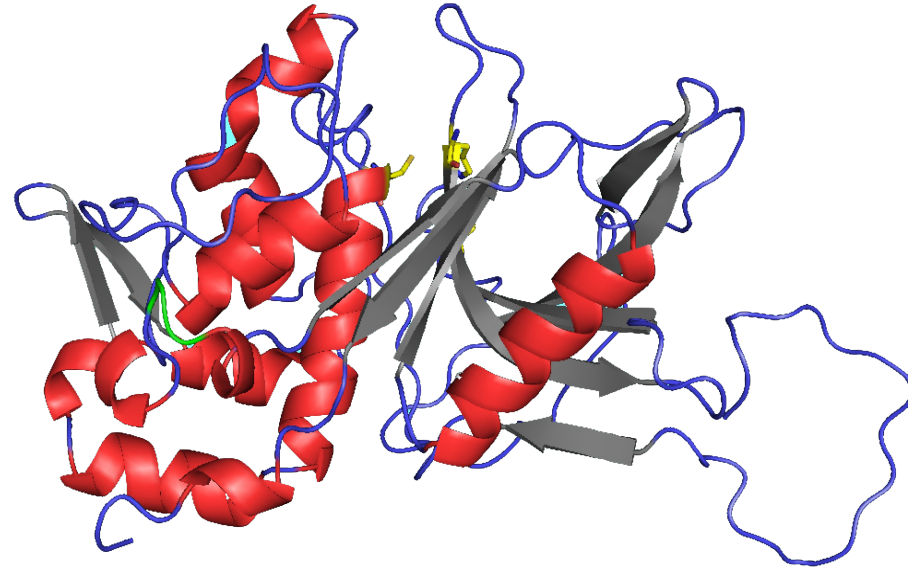


Our IgG antibody-cleaving enzyme, imlifidase

Origins from *Streptococcus pyogenes*

- Cysteine protease derived from an Immunoglobulin G (IgG)-degrading enzyme of *Streptococcus pyogenes*
- Contains only one cysteine - no disulfide bridges
- Monomeric protein with a molecular mass of 35 Kilo Dalton
- Isoelectric point of 6.1
- The coding gene for imlifidase is cloned and expressed in *Escherichia coli*

Imlifidase consists of 311 amino acids



Imlifidase is a lyophilized product formulation

Shelf life of 18 months at 2-8° Celsius storage; Ongoing stability studies indicate a shelf life of at least 24 months.

Imlifidase will be infused in 15 minutes

- The product for commercial supply will be a lyophilized (cold chain) powder concentrate (11 mg solution) for infusion currently with a claimed shelf life of 18 months at 2-8°C storage. Ongoing stability studies indicate a shelf life of at least 24 months.
- Each vial is filled with 1.2 mL of a 10 mg/mL solution before freeze drying (=12 mg). Extractable volume after reconstitution with 1.2 mL sterile water is 1.1 mL of 10 mg/mL solution - resulting in 11 mg product
- The protein concentration, 10 mg/mL, has desirable characteristics with respect to not form aggregates
- Continuous stability programs ongoing to study changes in protein characteristics and performance.
- Imlifidase dose is clinically set to 0.25 mg/kg bodyweight (11 mg / 0.25 mg/kg = 44 kg (BW) / vial content) 2R vial size is suitable for the content



Manufacturing process

Hansa has close collaborations with highly experienced European based third party CMOs

Drug substance production process (API)

Northway Biotech



Fermentation/ harvesting

- Working Cell Bank
- Pre-Cultivation
- Main Cultivation
- Cell Harvest

Protein purification

- Cell Disruption
- Protein Release

Protein purification cont.

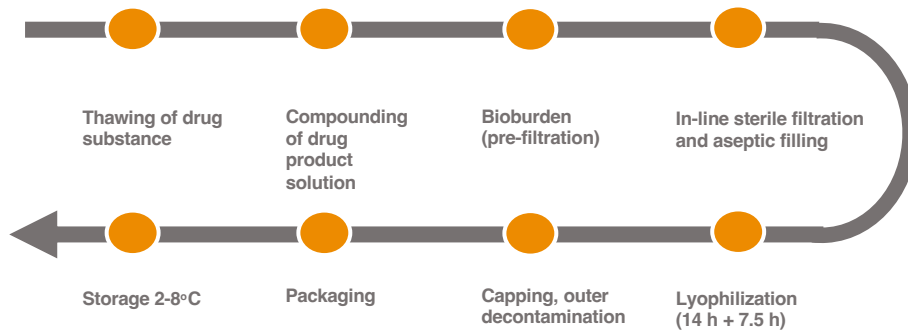
- Ion Exchange Chromatography
- Ceramic Hydroxy Apatite Chromatography
- Hydrophobic Interaction Chromatography
- Ultrafiltration/ Diafiltration

Filling

- Formulation, filtration, filling and storage (-80°C)

Drug product production process (upscaling)

Baxter



Thawing of drug substance

Compounding of drug product solution

Bioburden (pre-filtration)

In-line sterile filtration and aseptic filling

Storage 2-8°C

Packaging

Capping, outer decontamination

Lyophilization (14 h + 7.5 h)



Facts

- Based in Vilnius, Lithuania
- Start-up Year: 2004
- Capacity: 300 L fermentor (1000 L fermentor in 2020)
- Certifications: GMP compliance, Manufacturing authorization license
- Inspections: National regulatory agency (EU), EU/US customer inspections, FDA mock inspection



Facts

- Based in Halle/Westfalen Germany
- Start-up Year: 2001 (contract manufacturing)
- Capacity: 6-35 L drug product solution per batch (5,000-30,000 vials)
- Certifications: GMP compliance, Manufacturing authorization license
- Inspections: National regulatory agency (EU), FDA, EU/US customer inspections



Clinical development programs




Autoimmune attacks

A result of when the body's immune system by mistake damages its own tissue

Blood

Autoimmune hemolytic anemia,
Immune thrombocytopenia



GI tract

Crohn's disease



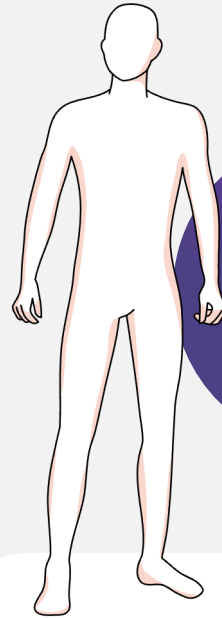
Nerves

Guillain-Barré syndrome,
Myasthenia gravis



Lung

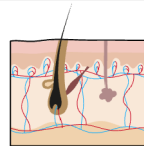
Wegner's granulomatosis



Over
100 different
types of
Autoimmune
disorders

Skin

Psoriasis, Pemphigus



Brain

Multiple sclerosis,
Neuromyelitis optica



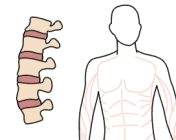
Thyroid

Hashimoto's disease,
Graves' disease



Kidney

Anti-GBM disease



Bone and muscle

Rheumatoid arthritis,
Dermatomyositis+ 32

Hansa's antibody cleaving enzyme technology

may have relevance in several autoimmune diseases where IgG plays an important role in the pathogenesis

Rapidly progressive glomerulonephritis

~1 000 patients*¹

Anti-GBM

Lupus nephritis
~35 000*²

ANCA-associated vasculitis
~20 000*³

Neurological disorders

Myasthenia gravis
~210 000*⁴

NMO
~20 000*⁷

CIDP
~55 000*⁶

GBS

~10 000 patients*⁵

Skin disorders

<1 000 patients*⁸

EBA

Pemphigus vulgaris
~40 000*⁹

Blood disorders

~1 000* patients¹³

AHA

WAHA
~95 000*¹¹

APS
~350 000*¹²

HIT
0.1–5% of patients receiving therapeutic dose of heparin¹⁴

ITP
~75 000*¹⁰

- Clinical programs
- Potential autoimmune indications (currently not pursued)

*Total disease populations in EU & US, based on prevalence and population data

CIDP: Chronic inflammatory demyelinating polyradiculoneuropathy
NMO: Neuromyelitis optica
EBA: Epidermolysis bullosa acquisita
ITP: Immune thrombocytopenia
WAHA: Warm antibody hemolytic anemia
APS: Antiphospholipid syndrome
AHA: acquired hemophilia A
HIT: Heparin-induced thrombocytopenia

¹DeVrieze, B.W. and Hurley, J.A. *Goodpasture Syndrome*. StatPearls Publishing, Jan 2021. <https://www.ncbi.nlm.nih.gov/books/NBK459291/> [accessed 2021-03-29]
²Patel, M et al. *The Prevalence and Incidence of Biopsy-Proven Lupus Nephritis in the UK*. Arthritis & Rheumatism, 2006.
³Berti A, Cornec D, Crowson CS, Specks U, Matteson EL. *The Epidemiology of ANCA Associated Vasculitis in the U.S.: A 20 Year Population Based Study*. Arthritis Rheumatol, 2017;69.
⁴Myasthenia Gravis. National Organization for Rare Disorders. <https://rarediseases.org/rare-diseases/myasthenia-gravis/> [accessed 2021-03-29]
⁵Gullain-Barré syndrome. Orpha.net. https://www.orpha.net/consor/cgi-bin/OC_Exp.php?lng=GB&Expert=2103 [accessed 2021-03-29]
⁶Chronic Inflammatory Demyelinating Polyneuropathy: Considerations for Diagnosis, Management, and Population Health. The American Journal of Managed Care. <https://www.ajmc.com/view/chronic-inflammatory-demyelinating-polyneuropathy-considerations-for-diagnosis-management-and-population-health> [accessed 2021-03-29]
⁷Marrie, R.A. *The Incidence and Prevalence of Neuromyelitis Optica*. International Journal of MS Care, 2013 Fall: 113-118

⁸Mehren, C.R. and Gniadecki, R. *Epidermolysis bullosa acquisita: current diagnosis and therapy*. Dermatol Reports, 2011;10-05
⁹Wentzell, S. et al. *Prevalence Estimates for Pemphigus in the United States*. JAMA Dermatol, May 2019; 627-629.
¹⁰Immune Thrombocytopenia. National Organization for Rare Disorders. <https://rarediseases.org/rare-diseases/immune-thrombocytopenia/> [accessed 2021-03-29]
¹¹Warm Autoimmune Hemolytic Anemia. National Organization for Rare Disorders. <https://rarediseases.org/rare-diseases/warm-autoimmune-hemolytic-anemia/> [accessed 2021-03-29]
¹²Litvinova, E. et al. *Prevalence and Significance of Non-conventional Antiphospholipid Antibodies in Patients With Clinical APS Criteria*. Frontiers in Immunology, 2018;12-14.
¹³NORD. Acquired Hemophilia [accessed 2022-10-17], available at <https://rarediseases.org/rare-diseases/acquired-hemophilia/>
¹⁴Hogan M, Berger JS. Heparin-induced thrombocytopenia (HIT): Review of incidence, diagnosis, and management. Vascular Medicine. 2020;25(2):160-173. doi:10.1177/1358863X19898253

Anti-GBM, a rare acute autoimmune disease

Incidence

1.6

in a million affected annually^{1,2}

Standard of Care

- Plasma Exchange
- Cyclophosphamide (CYC)
- Glucocorticoids

Results from Phase 2 study of imlifidase in anti-GBM disease published in Journal of American Society of Nephrology (JASN)³

10 out of 15 patients were dialysis independent after six months vs. the historical cohort⁴, where only 18% had functioning kidney

Inflammation in the glomeruli

Early symptoms are unpecific...

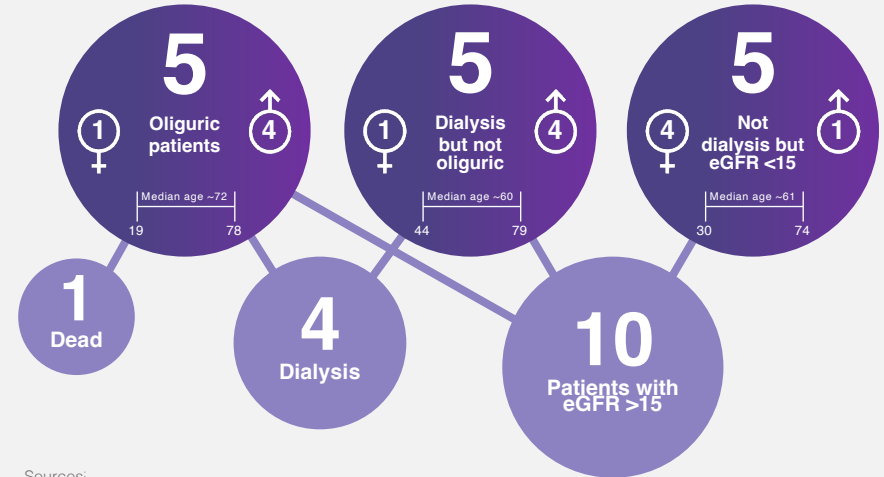
...but can lead to rapid destruction of the kidney and/or the lung

Data published in JASN

Endopeptidase Cleavage of Anti-Glomerular Basement Membrane Antibodies in vivo in Severe Kidney Disease: An Open-Label Phase 2a Study

Frank Uhlir,^{1,2} Madeline Szpin,¹ Andras Krombacher,^{3,4} Annette Bruchfeld,^{1,5} Inga Soren,¹ Leonard Heston,⁶ Eric Dargatzis,⁷ Arnaud Lisonet,⁷ Nassim Kumar,¹⁰ Cedric Rafat,¹¹ Munk Myllaveit,¹² Vladimir Tesar,⁶ Anders Remington,¹³ Christian Eggers,¹⁴ Charlotte Elling,¹⁵ Stephen McAdoon,¹⁶ Johan Malm,¹⁵ Ingeborg Bajema,¹⁴ Elisabeth Sorensen,¹⁴ and Martin Sogholm,¹⁷

ABSTRACT
Background The prognosis for kidney survival is poor in patients presenting with circulating anti-glomerular basement membrane (GBM) antibodies and severe kidney injury. It is unknown if treatment with an endopeptidase that cleaves circulating and kidney bound IgG can alter the prognosis.
Methods An investigator-driven phase 2a open-arm study (Subcut 2016-0262) was performed in 17 hospitals in five European countries. A single dose of 0.25 mg/kg of imlifidase was given to 15 adults treated with cyclophosphamide and corticosteroids, but plasma exchange only if autoantibodies rebounded. The primary outcomes were safety and dialysis independence at 6 months.
Results At inclusion, ten patients were dialysis dependent and the other five had eGFR levels between 7 and 14 mL/min per 1.73 m². The median age was 67 years (range 39-77), six were women, and six were also positive for antineutrophil cytoplasmic antibodies. Three 6 hours after imlifidase infusion, all patients had anti-GBM antibodies levels below the reference range of a preproliferated assay. At 6 months 67% then out of control cohort (P=0.001). Patient's exact renal, eight serious adverse events (including one death) were reported, none assessed as probably or possibly related to the study drug.
Conclusions In this pilot study, the use of imlifidase was associated with a better outcome compared with controlled trial.
Clinical Trial registration number: EUDRACT 2016-00402-2-39 <https://www.clinicaltrialsregister.eu/ctr-search/search?term=001377-26>/results



Sources:
¹ Wang et al., J. Intern. Med., 2015
² Desai et al., Front. Endocrinol., 2019
³ Uhlir et al. JASN (2022)
⁴ McAdoon et al.: Patients double-seropositive for ANCA and anti-GBM antibodies have varied renal survival, frequency of relapse, and outcomes compared to single-seropositive patients. Kidney Int 92: 693-702, 2017

New pivotal phase 3 trial with imlifidase in 50 anti-GBM patients to evaluate kidney function after six months

Study Design

- Open-label, controlled, randomized, multi-center phase 3 trial evaluating renal function in patients with severe anti-GBM disease imlifidase + SoC vs. SoC

Subjects

- 50 anti-GBM patients to be enrolled
- Patients will be followed for six months
- Recruitment at 30-40 clinics across US/UK/EU

Doses/Follow up time

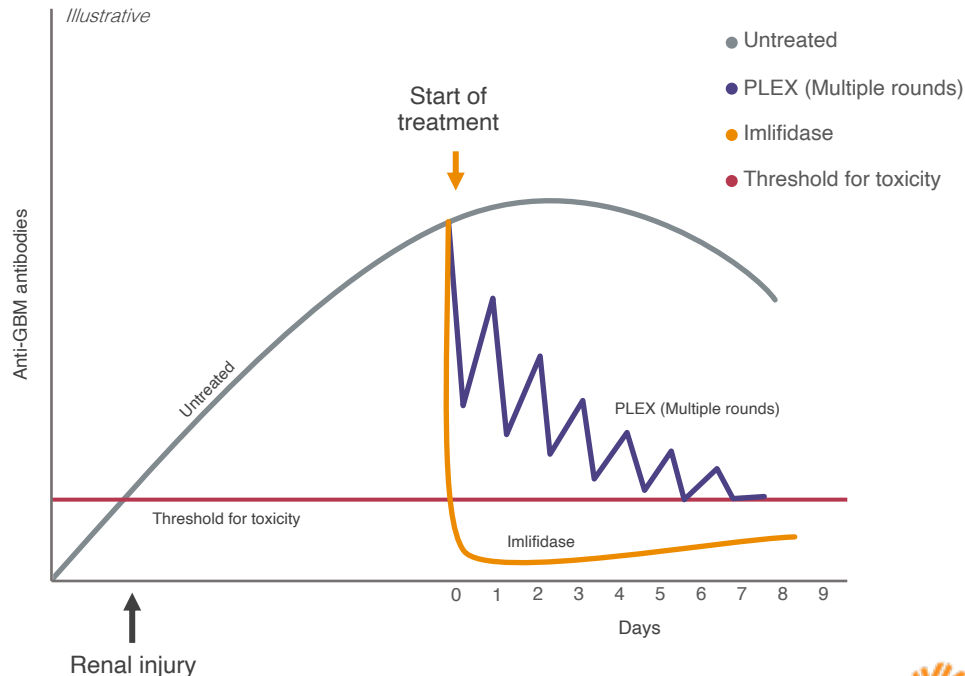
- Dosage 0.25mg/kg with 180 days follow up

Main Objectives

- Renal function is evaluated by estimated glomerular filtration rate (eGFR) at 6 months
- Dialysis need at 6 months

Status

- 18/50 patients enrolled as of Feb 2, 2024



Imlifidase demonstrated positive safety, tolerability, and early efficacy outcomes in phase 2 trial in Guillain-Barré Syndrome (GBS)

Incidence

1-2

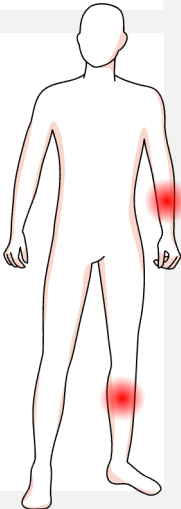
in 100,000 annually in 7 major markets¹

Standard of Care

- Intravenous immune globulin (IVIg) or
- Plasma Exchange (PLEX)

Indication

- Rapidly and progressively weakens extremities
- Triggered frequently by viral infections

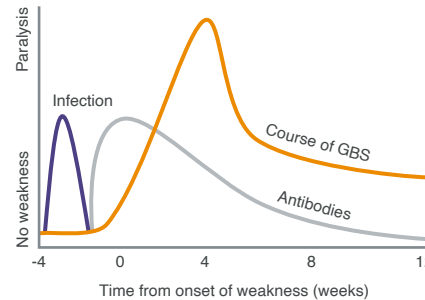


High unmet need

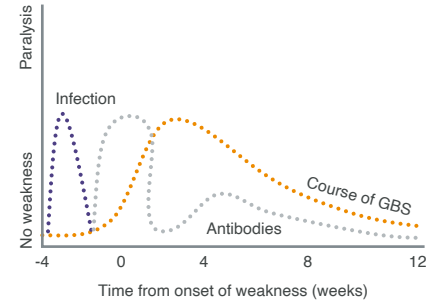
- 1/3 of hospitalized patients require mechanical ventilation
- Remaining long lasting symptoms in ca 40% of patients

FDA granted Orphan Drug Designation to imlifidase for the treatment of GBS

Today's standard of care, IVIg or PLEX Illustrative



Potential with imlifidase Illustrative



Study design: Study is an open-label, single arm, multi-center trial in 30 patients

First high-level data: Imlifidase was safe and well tolerated, and when compared to previously published data - a rapid improvement across several efficacy outcome measures was observed in patients treated with imlifidase in combination with SoC

Path forward: Further analysis will contextualize efficacy data from the single arm study through a comparison to data from patients receiving standard of care

Sources:

¹⁾ McGrogan et al. Neuroepidemiology 2009;32(2): 150-63.

New investigator-initiated phase 2 study in ANCA-associated vasculitis

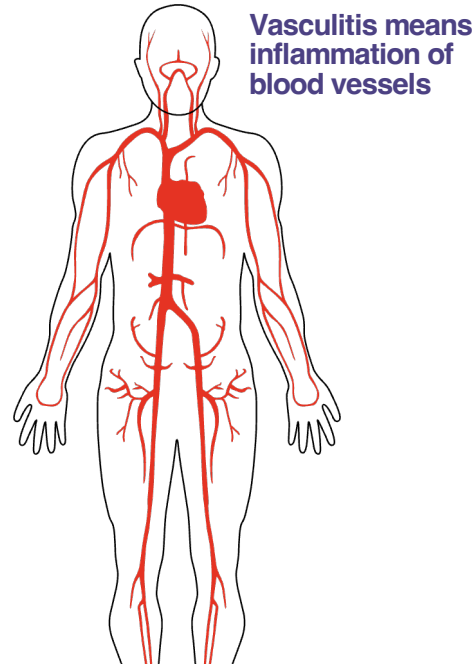
- a group of autoimmune diseases characterized by inflammation of blood vessels with very few treatment options today

Incidence

~3 in 100,000 annually across EU/US of which 8-36% are estimated to have Acute Respiratory Distress Syndrome due to pulmonary hemorrhage^{1,2}

Standard of Care

- Current protocol is Immunosuppression and Intensive support care



The investigator-initiated trial (IIT) is sponsored by Charité Universitätsmedizin, Berlin



Indication

- Causes damage to small blood vessels in the body resulting in inflammation and damage to organs, such as the kidneys, lungs etc.³
- Progress of the disease results in end stage kidney disease in 25 percent of patients⁵
- Most severe cases involving lungs lead to respiratory failure⁴
- Few treatment options today

Study design

- Single arm, single center, phase 2 study with the primary objective to evaluate efficacy and safety on top of SoC
- 10 patients with severe ANCA-associated vasculitis and Acute Respiratory Distress Syndrome will be treated with imlifidase on top of SoC
- 3 out of a target of 10 patients treated Q4'23
- Trial led by Dr. Adrian Schreiber and Dr. Philipp Enghard at Charité

1. Bertl A, et al. Arthritis Rheum atol. 2017;69.
 2. Rathmann J, et al. RMD Open. 2023;9:e002949.
 3. Falk RJ, Jennette JC. The New England journal of medicine. 1988;318(25):1651-7.
 4. Flossmann O, et al. Annals of the rheumatic diseases. 2011;70(3):488-94.
 5. Booth AD, et al. American journal of kidney diseases. 2003;41(4):776-84.

Long term graft survival is challenged by antibody mediated rejection (AMR) episodes following kidney transplantation

Incidence

Acute AMR episodes occur in
5-7%
 of annual kidney transplants¹
 (2,500-3,500 patients across US/EU)

Standard of Care

- Intravenous immune globulin (IVIg) or
- Plasma Exchange (PLEX) or
- Steroids

High unmet need

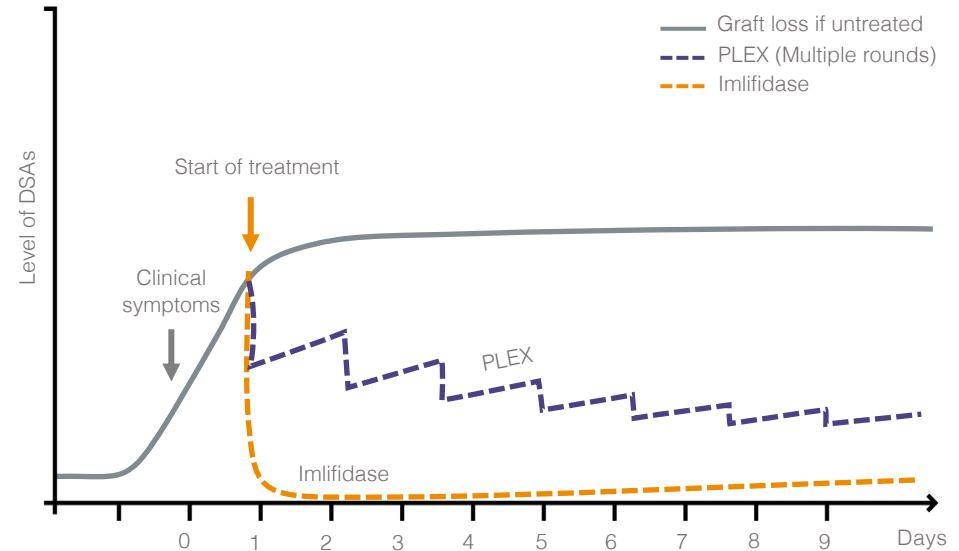
- AMR is one of the most challenging adverse events after kidney transplantation leading to graft dysfunction and loss
- There is no approved treatment for AMR

Phase 2 study design

30 patients with active or chronic active AMR episodes post kidney transplantation have been enrolled and randomized 2:1 to imlifidase vs. SoC

Potential with imlifidase vs. PLEX in AMR

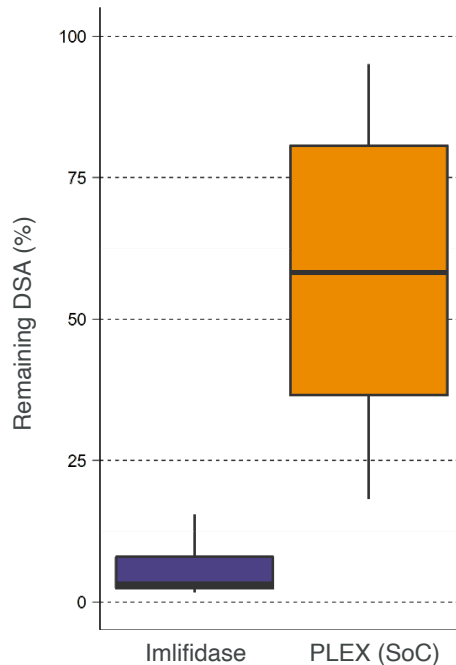
Illustrative



¹ Puttarajappa et al., Journal of Transplantation, 2012, Article ID 193724.

Imlifidase met primary endpoint in phase 2 trial in patients with AMR episodes following kidney transplantation

Remaining donor specific antibody levels, within 5 days



Primary endpoint was the maximum reduction in DSA level at any time point during the 5 days following the start of treatment

- Patients treated with imlifidase demonstrated a statistically significant reduction of DSAs by 94.4% compared to a 35.6% (p-value: <0.001) reduction in patients who received PLEX (SoC)
- DSA levels subsequently returned to approximately 70% of the initial level in both treatment arms
- Imlifidase demonstrated a safety profile consistent with previous clinical trials

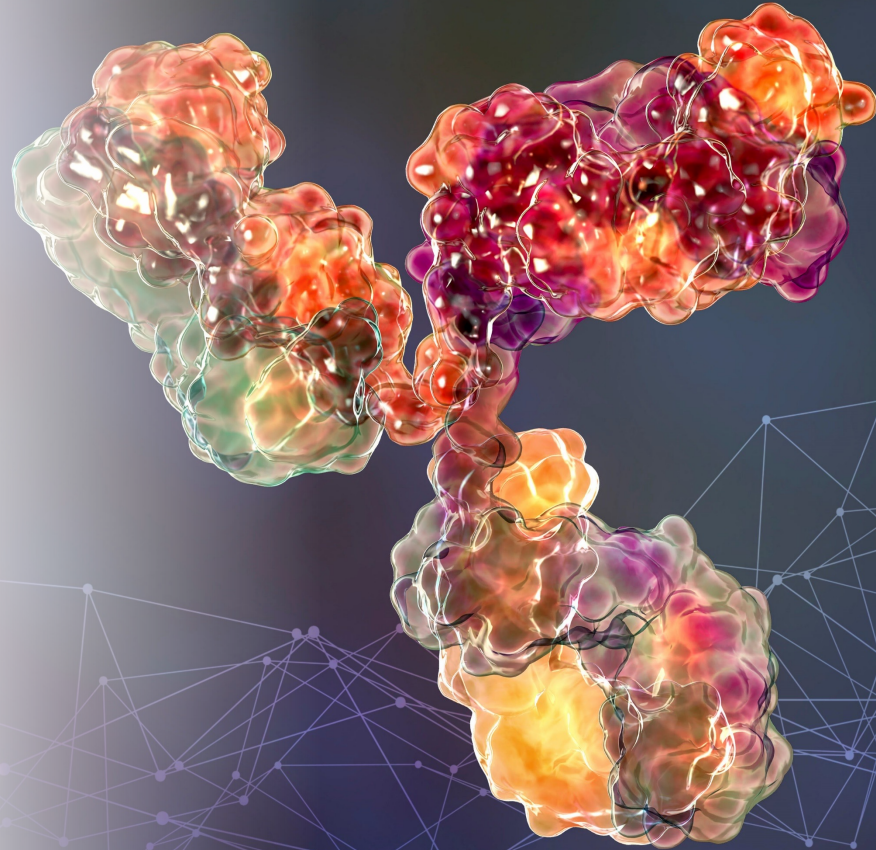
Secondary endpoints investigated overall kidney function and graft survival

- The imlifidase arm demonstrated a 74% six-month graft survival and eGFR of 30mL/min/1.73m². A 100% six-month graft survival and eGFR of 33mL/min/1.73m² was observed in the PE arm
- Given the heterogeneity of the patient population, the trial was not designed nor sufficiently powered to be able show a statistically significant difference in the secondary outcome measures

Path forward

- Treatment guidance indicate reduction of DSA levels as one of the main goals of any AMR treatment [Link to Recommended Treatment for Antibody-mediated Rejection After Kidney Transplantation](#)
- At this stage, Hansa plans to submit a paper for publication in a peer-reviewed journal

Next generation enzymes



Encouraging data from the first-in-human trial of HNSA-5487 as we continue to explore the potential of our next-gen enzyme for repeat dosing

An enzyme with lower immunogenicity could potentially enable repeat dosing for innovative treatment approaches in a broad range of indications benefiting patients with diseases where a prolonged or intermittent IgG-free window is needed

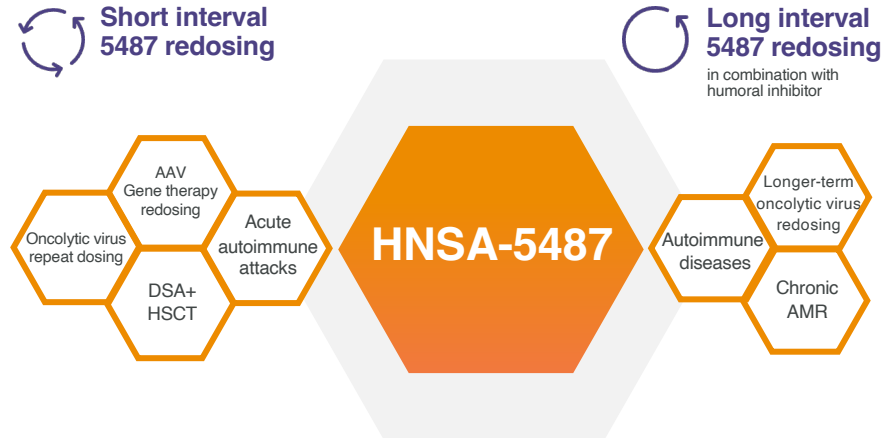
Encouraging high-level results of HNSA-5487

Single ascending dose study in 36 healthy volunteers

1. Administration was safe and well tolerated
2. PD showed a fast and complete cleavage of IgG to F(ab')₂ and Fc-fragments with ascending doses; PK in line with expectations
3. Further analysis around endpoints and immunogenicity to be completed in 2024 incl. selection of lead indication

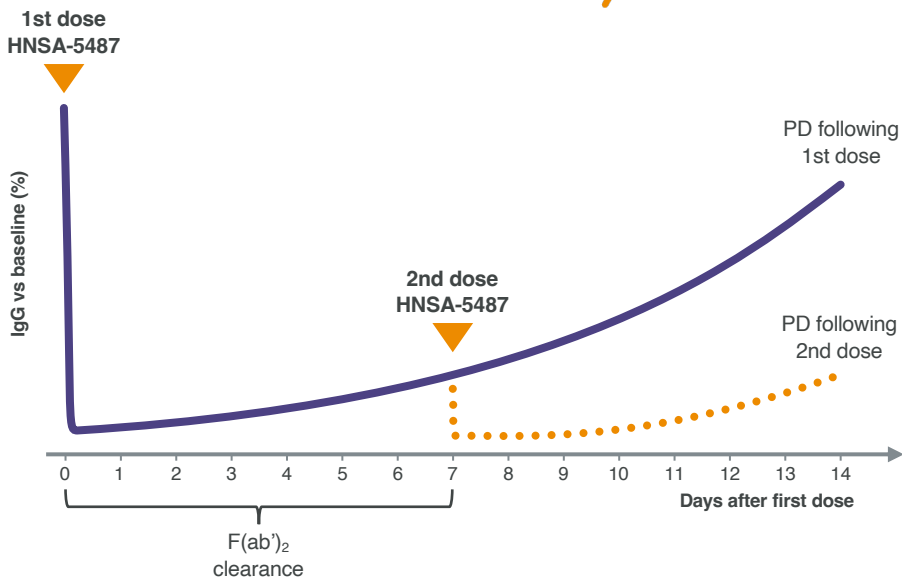
Potential indication landscape for HNSA-5487

through two different redosing regimens



Short interval redosing with HNSA-5487 could potentially prolong the IgG-low period

Short interval 5487 redosing Hypothetical model



Enabling treatments through IgG-low period

Repeat dosing of HNSA-5487 can potentially create a longer IgG-low period, enabling treatments such as:

- Short-term treatment in autoimmune diseases
- AAV gene therapy redosing
- HSCT in DSA+ patients
- Repeat dosing of systemic oncolytic virus therapy

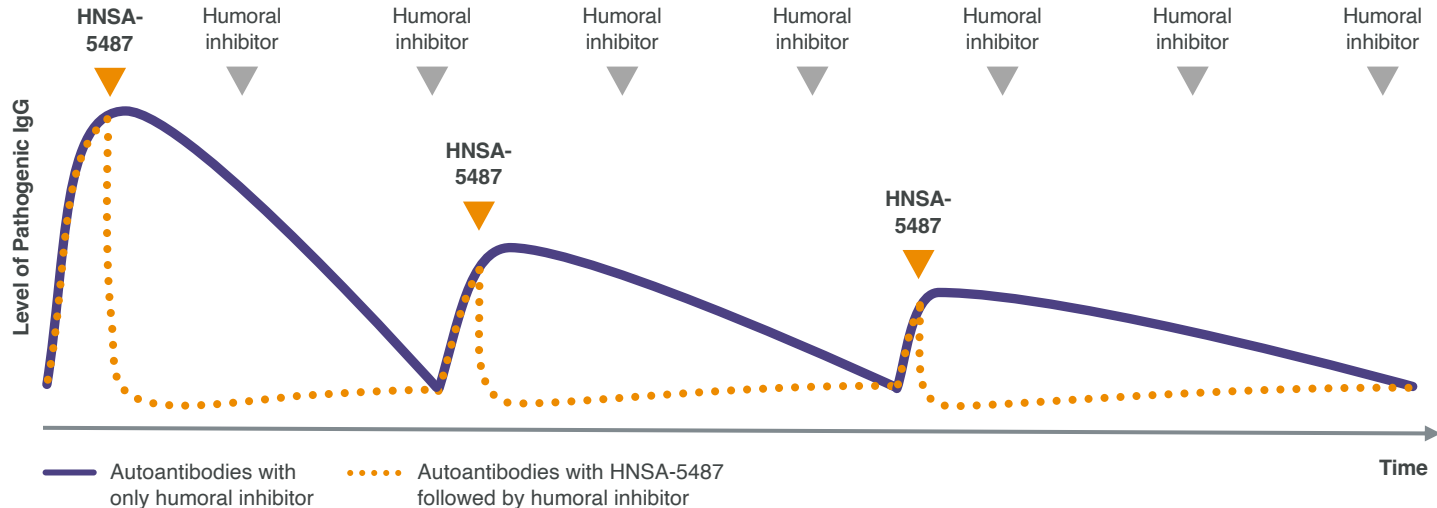
Short-term treatment in autoimmune diseases

HNSA-5487 has potential to more rapidly than any other treatment reverse an autoimmune attack, potentially leading to:

- Faster recovery to baseline
- Shorter hospital stay and easier management of patients in the hospital
- Less risk for lasting damage from acute antibody-attacks

Long interval redosing with HNSA-5487 in combination with humoral inhibitor in relapsing autoimmune diseases and chronic AMR

Long interval 5487 repeat dosing Hypothetical model



HNSA-5487 rapidly cleaves IgG - chronic humoral inhibition adds duration of effect

- HNSA-5487 rapidly cleaves IgG, and chronic humoral inhibition can keep the IgG at a low level, potentially leading to greater efficacy vs monotherapy
- HNSA-5487 can be used when other humoral inhibitors/modulators are either too slow or not sufficient
- Humoral inhibition can also mitigate anti-5487 antibodies, thereby further improving the potential redosability of HNSA-5487

Gene Therapy



Exploring opportunities in gene therapy

Exploring the opportunities in systemic administration of gene therapy for our unique antibody cleaving enzyme platform to potentially enable gene therapy treatment in NAb+ patients

A
revolutionary
approach

Significant
unmet need

Encouraging
pre-clinical
data

Partnership
strategy

Tropism and target tissue

AAV subtypes targets different tissues



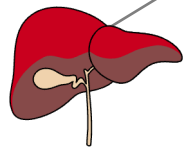
AAV 1, 2 & 5



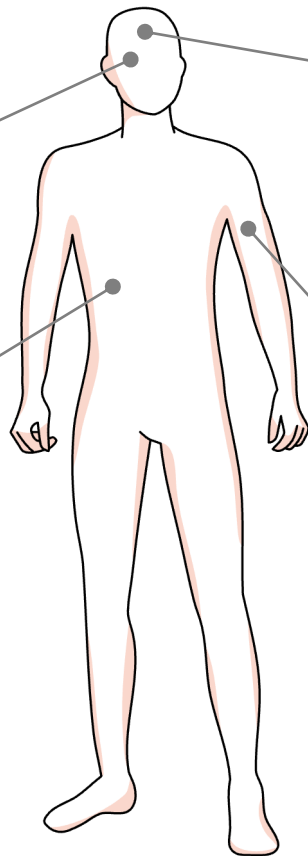
Eye (local target)
 $\sim 1 \times 10^{11}$ vg



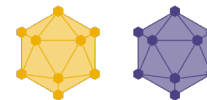
AAV 3, 7 & 8



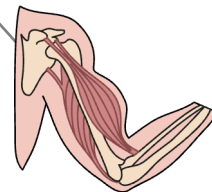
Liver (systemic)
 $\sim 1 \times 10^{14}$ vg



Brain (local target)
 $\sim 1 \times 10^{12}$ vg



AAV 4 & 8



Muscle (systemic)
 $\sim 1 \times 10^{15}$ vg



AAV 6, 7, rh74

Target tissues

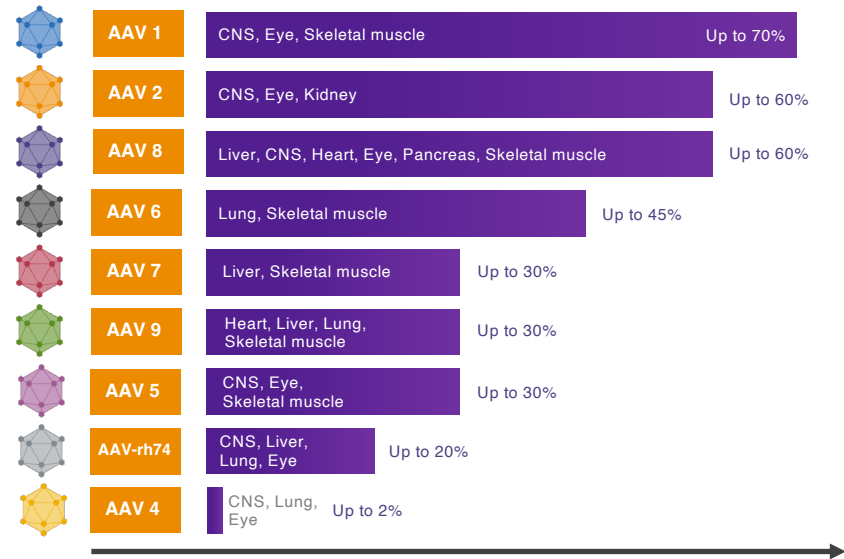
Dose of gene therapy (vg)

Pre-existing antibodies towards AAVs are a limiting factor in Gene Therapy and excludes patients from clinical trials

AAVs, the delivery system of Gene Therapy

- Wildtype Adeno Associated Viruses (AAV) belong to the family of parvoviruses
- AAVs come in many serotypes with different tissue distribution
- They carry their genetic information as DNA and normally do not integrate into the host genome but remains in the cells as episomes
- Recombinant AAV is commonly used for gene delivery, resulting in safe and long-term expression of the transgene

Prevalence of NABs in AAVs

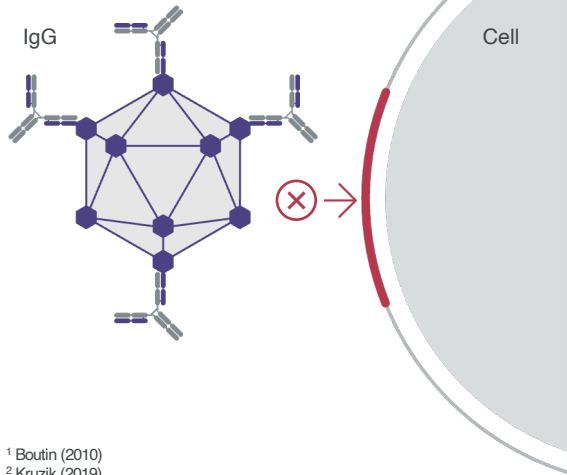


Source: Boutin et al. (2010), Griffin et al. (2019), Wang et al. (2018), Calcedo & Wilson (2013), Falese et al. (2017), Haiyan et al. (2017), Ellsworth et al. (2018), Greig et al. (2017), Klamroth et al. (2022)

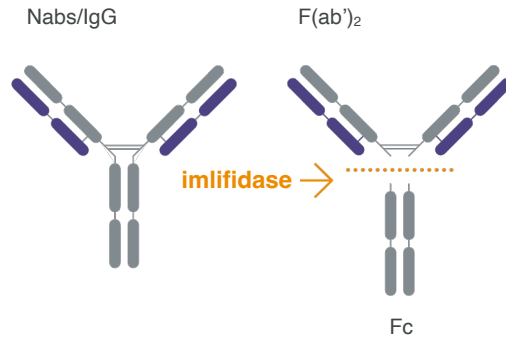
Neutralizing antibodies (Nabs) are immunological barriers in gene therapy; imlifidase may potentially eliminate Nabs

Between approximately 5%-70%^{1,2} of patients considered for gene therapy treatment carry neutralizing anti-AAV antibodies forming a barrier for treatment eligibility

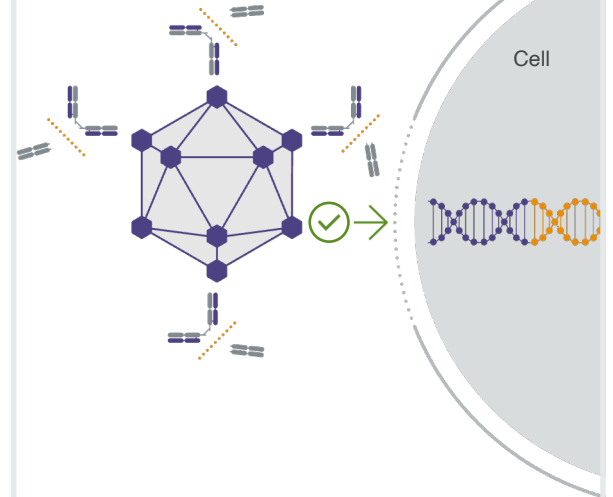
1 Antibodies prevent effective transfer of healthy gene sequence and can be a safety concern



2 Imlifidase is a unique IgG antibody-cleaving enzyme that cleaves IgG at the hinge region with extremely high specificity



3 The idea is to eliminate the neutralizing antibodies as a pre-treatment to enable gene therapy



¹ Boutin (2010)

² Kruzik (2019)

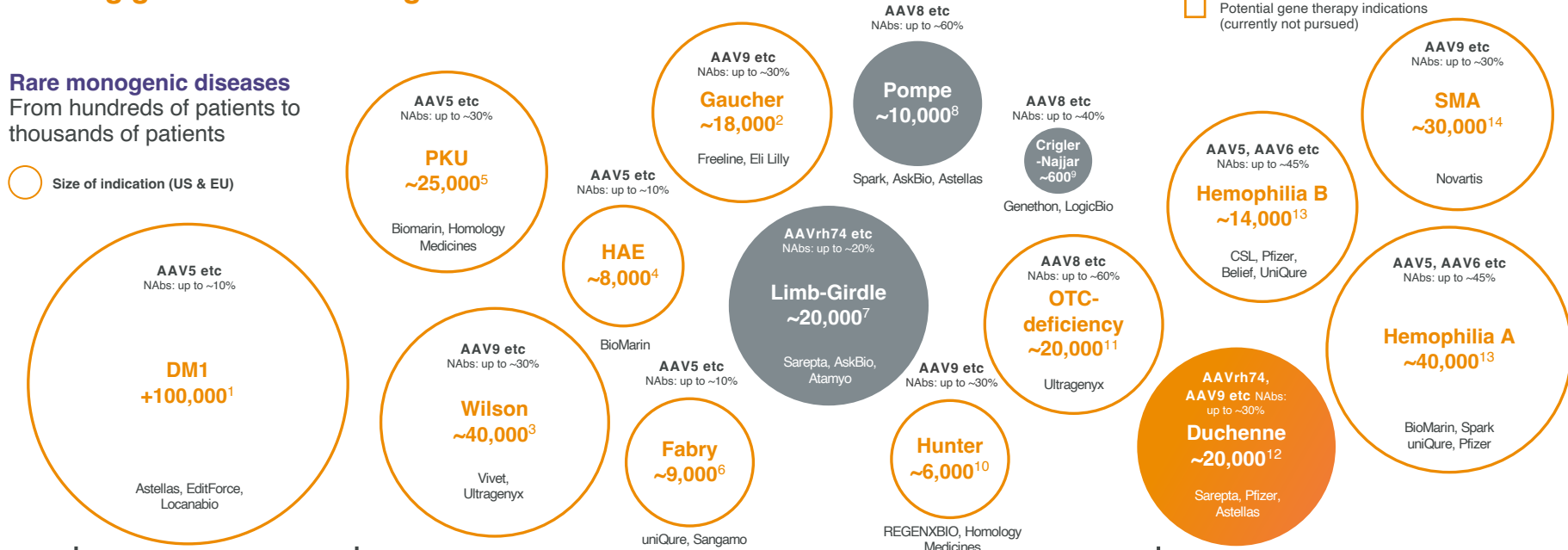
Systemic gene therapy is an emerging opportunity

with a focus on the potential to correct diseases causing genes in rare monogenic diseases

Rare monogenic diseases
From hundreds of patients to thousands of patients

○ Size of indication (US & EU)

- Preclinical programs with Sarepta, AskBio and Genethon
- Ongoing clinical study with Sarepta
- Potential gene therapy indications (currently not pursued)










Late Preclinical Clinical Market

Numbers are estimated based on population and prevalence

1. RareDiseases.org, <https://rarediseases.org/diseases/dm1/dm1-metabolic/> [Accessed 2023-06-28]
 2. Medlineplus.gov, <https://medlineplus.gov/genetics/condition/pompe-disease/> [Accessed 2023-06-28]
 3. Santali TD, Lauren TL, Munk DE, Vissing H, Weiss HA, Orr P. The Prevalence of Wilson's Disease: An Update. Hepatology. 2020 Feb;71(2):722-732. doi: 10.1002/hep.23911. Epub 2020 Jan 31. PMID: 31449670.
 4. Grant A, Grant JA. Hereditary angioedema: epidemiology, management, and role of kallikrein. Biologics. 2013;7:1103-13. doi: 10.2147/BTT.S27568. Epub 2013 May 3. PMID: 2360243; PMCID: PMC3647445.
 5. Hillert A, et al. The Genetic Landscape and Epidemiology of Phenylketonuria. Am J Hum Genet. 2020 Aug 6;107(2):234-250. doi: 10.1016/j.ajhg.2020.06.006. Epub 2020 Jul 14. PMID: 32668217; PMCID: PMC7413689.
 6. Medlineplus.gov, <https://medlineplus.gov/genetics/condition/fabry-disease/> [Accessed 2023-07-12]
 7. Liang, WC., Jong, YJ., Wang, CH, et al. Clinical, pathological, imaging, and genetic characterization in a Taiwanese cohort with limb-girdle muscular dystrophy. Orphanet J Rare Dis. 15, 160 (2020). <https://doi.org/10.1186/s13023-020-1714-8>
 8. Gasila P, Rameelgim K, Bhadrashetty D. A rare case of mucopolysaccharidosis: Hunter syndrome. J Nat Sci Biol Med. 2012 Jan;2(1):97-100. doi: 10.4103/0976-9686-9584
 9. RareDiseases.org, <https://rarediseases.org/diseases/crigler-najjar-syndrome/> [Accessed 2023-07-12]
 10. Catalali S, et al. Global epidemiology of Duchenne muscular dystrophy: an updated systematic review and meta-analysis. Orphanet J Rare Dis. 2020 Jun 5;15(1):141. doi: 10.1186/s13023-020-01433-8. PMID: 32625596; PMCID: PMC7273023
 11. GlobalData [Accessed 2023-12-15]
 12. Verhaert, I.E.C., Rutgens, A., Wilson, L.J, et al. Prevalence, incidence and carrier frequency of Sp-linked spinal muscular atrophy - a literature review. Orphanet J Rare Dis. 12, 124 (2017). <https://doi.org/10.1186/s13023-017-0071-8>
 13. RareDiseases.org, <https://rarediseases.org/diseases/duchenne-muscular-dystrophy/> [Accessed 2023-07-12]
 14. Genethon.com, <https://www.genethon.com/fr/fr/medecines/medecines-actives/la-gene-therapie/> [Accessed 2023-06-15]

Global exclusive agreements with three partners in gene therapy

To develop and promote imlifidase as pre-treatment ahead of gene therapy in select indications

Partner	Access to key resources	Indication exclusivity	Collaborative research, development and commercialization
	<ul style="list-style-type: none"> World leader within gene therapy targeted at muscular dystrophies Pre-clinical and clinical plan Regulatory Promotion FDA approval in 4–5-year-old kids suffering with DMD 	<p>Duchenne Muscular Dystrophy (DMD) 1/3,500 to 5,000 male births worldwide</p> <p>Limb-Girdle Muscular Dystrophy Global prevalence of ~1.6 per 100k individuals</p>	 
	<ul style="list-style-type: none"> Early innovator in gene therapy Conducts pre-clinical and clinical trials (Phase 1/2) 	<p>Pompe disease Approximate incidence is 1 per 40,000 births, or ~200 per year in the US + EU</p>	 <p>Exclusive option for AskBio to negotiate a potential full development and commercialization agreement</p>
	<ul style="list-style-type: none"> A pioneer in the discovery and development of gene therapies Conducts pre-clinical and clinical trials (Phase 1/2) 	<p>Crigler-Najjar syndrome Approximately incidence is 0.6-1 case per one million people or 600 patients in Europe and the U.S</p>	 <p>The initial agreement is focused on research and development The companies will consider a subsequent agreement for commercialization at a later stage</p>

Global and exclusive agreement with Sarepta Therapeutics

to develop and promote imlifidase as pre-treatment ahead of gene therapy in select indications



Indication exclusivity:

- Duchenne Muscular Dystrophy (DMD)
- Limb-Girdle Muscular Dystrophy (LGMD)

Hansa's key resources

- Imlifidase validated with positive clinical efficacy and safety data as well as European approval
- Positive preclinical data published in *Nature* (2020) and at *ASGCT* (May 2023)
- Clear path to U.S. approval (kidney transplant)



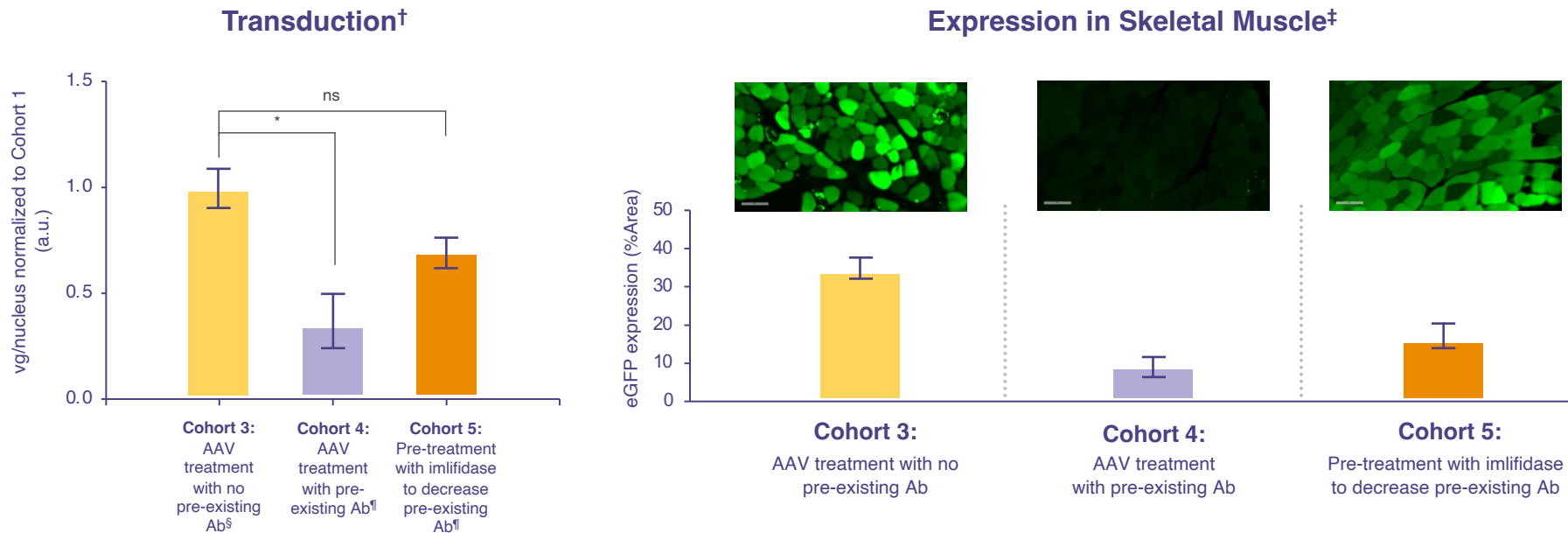
Sarepta's key resources

- World leader within gene therapy targeted at muscular dystrophies
- Pre-clinical plan: PoC and IND-tox
- Clinical / Regulatory
- Promotion
- FDA approval in 4–5-year-olds suffering with DMD

Collaborative research, development and commercialization – working together at every stage



Imlifidase pre-treatment decreases pre-existing antibodies and enhances transduction and transgene expression in NHPs



*P<0.05. [†]Data are represented as mean ± SEM and analyzed by one-way ANOVA followed by post-hoc analysis with Dunnett's multiple comparison test. [‡]Data are represented as the mean ± SEM for the percent area for all of the muscle tissues analyzed at terminal necropsy. [§]AAVrh74 titer ≤1:400. [¶]AAVrh74 titer 1:800–1:1600.

AAV, adeno-associated virus; AAVrh74, adeno-associated virus rhesus isolate serotype 74; Ab, antibody; a.u., arbitrary units; eGFP, enhanced green fluorescent protein; NHP, non-human primate; ns, not significant; vg, viral genome.

Duchenne muscular dystrophy (DMD) is progressive and causes irreversible muscle damage and loss of function

Incidences

1 in **3,500** to **5,000**

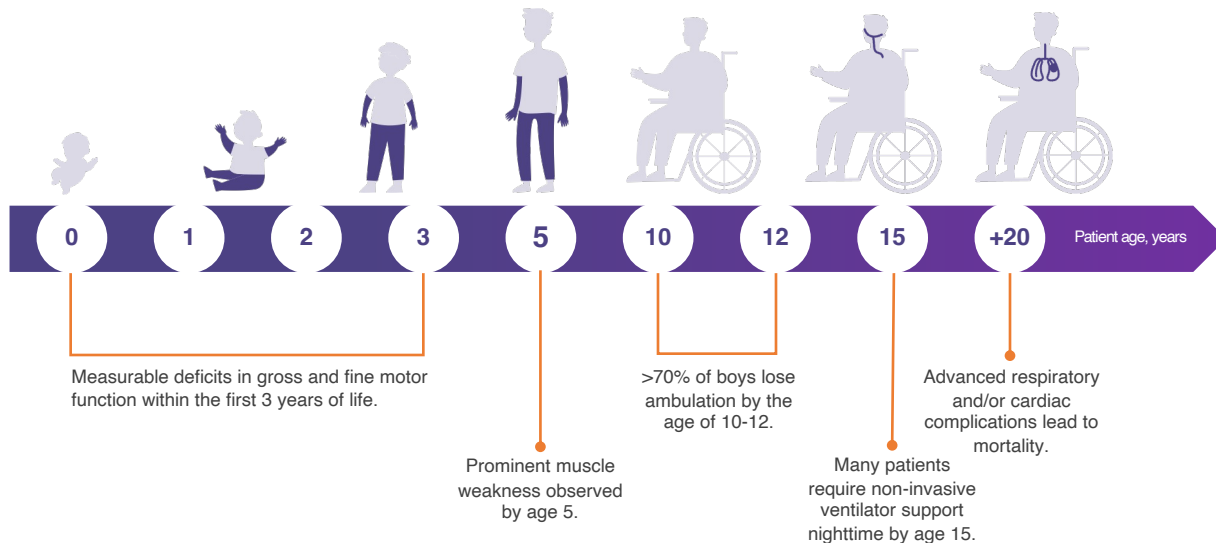
male births worldwide

~14% have pre-existing
IgG antibodies to rh74

High unmet need

- DMD is a rare, fatal neuromuscular genetic disease
- Muscle weakness noticeable by age 3-5, and most patients use a wheelchair by the time they are 12, many require respiratory aid by late teens.
- Life expectancy 26-30 years

DMD signs at early age, with most patients using a wheelchair by age 12



Sarepta's EMBARK (SRP-9001-301) data fails on meeting primary endpoint, but secondary endpoints favors ELEVIDYS

Data from EMBARK will be used to file for extended label beyond 4–5-year-olds

Study design

Phase 3, multinational double-blind, randomized, placebo-controlled study evaluating efficacy of ELEVIDYS (SRP-9001) compared to placebo in boys with DMD aged 4-7 years old

Primary endpoint:

- ✗ Change in NSAA total score from Baseline to Week 52

Important secondary endpoints:

- ✓ Change in time to rise (TTR) from floor to Baseline to Week 52 (p=0.0025)
- ✓ Change in 10-meter walk/run (10MWR) from Baseline to Week 52 (p=0.0048)

Sarepta believes data support label expansion following results and discussions with FDA

- No new safety signals were observed
- Positive discussions with the FDA following topline results
- NSAA may not have been sufficiently sensitive to show a treatment effect at the 52-week timepoint
- Natural history study of DMD indicate that a time to rise score greater than 5 seconds is highly predictive of loss of ambulation.
 - ✓ EMBARK showed that treatment with ELEVIDYS reduced the odds of progressing to a rise time of greater than 5 seconds by 91% across all patients and age groups.

Clinical study initiated with imlifidase as pre-treatment to ELEVIDYS in Q4'23

Limb-girdle muscular dystrophy (LGMD) is a group of diseases that cause weakness and wasting of the muscles

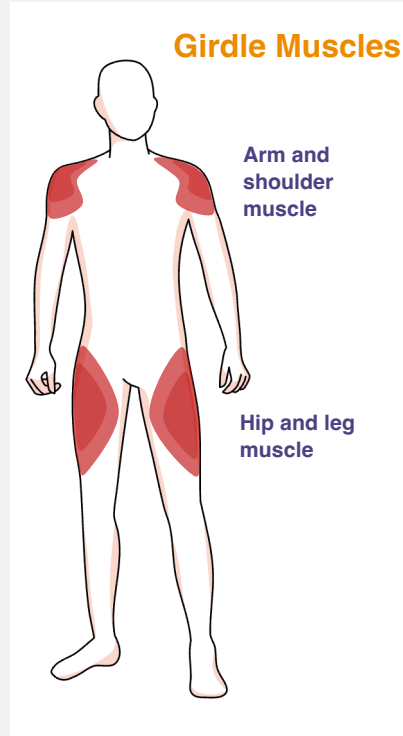
Incidences

1.63 per **100,000** individuals;
over 30 subtypes exist, and both genders are affected equally.

~14% of patients have pre-existing IgG antibodies to rh74

Indication

- Limb-Girdle can be caused by a single gene defect that affects specific proteins within the muscle cell
- Symptoms may appear at any age. Patients may have trouble getting out of chairs or climbing stairs. Eventually, they may need a wheelchair to get around.



SRP-9003 β -sarcoglycan (SGCB) gene therapy for treatment of LGMD2E

Initiation of VOYAGENE

On Feb 17, 2023, Sarepta announced that it had commenced dosing in the VOYAGENE study (Study SRP-9003-102) a Phase 1 trial of SRP-9003,

VOYAGENE is a U.S.-only study that will enroll ambulant patients aged 18 years or older and non-ambulant patients, ages 4-50 years, using clinical process SRP-9003 material.

Following positive results in the initial Phase 1 study SRP-9003-101 exploring two different doses, the VOYAGENE study will allow gathering additional data on the intended dose of SRP-9003 in a broader population of patients while finalizing plans for a global Phase 3 study (SRP-9003-301) that utilizes commercially representative material.

More information on the study is available at <https://genesislcmd.com/study/voyagene>

Collaboration with AskBio to evaluate imlifidase in gene therapy targeting Pompe disease

Feasibility program to evaluate imlifidase as pre-treatment ahead of gene therapy in Pompe disease for patients with pre-existing neutralizing antibodies (NAbs) to adeno-associated virus (AAV)



Hansa's key resources and deliverables

- Imlifidase validated with positive clinical efficacy and safety data as well as European approval
- Significant know-how around antibody cleaving enzymes
- Clear path to U.S. approval (kidney transplant)
- Hansa supplies material and provides additional support



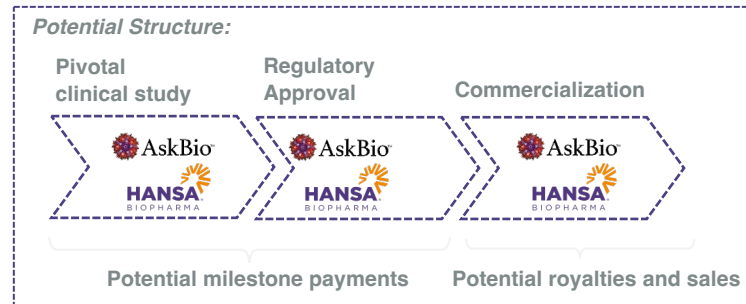
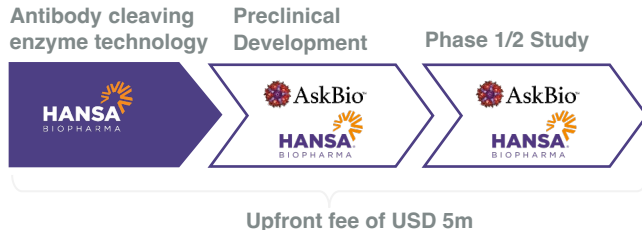
Fully owned subsidiary of Bayer AG

AskBio's key resources and deliverables

- Early innovator in the Gene Therapy space with AAV platform and ongoing clinical stage Pompe disease program
- Conducts pre-clinical and clinical trials according to agreed plan

Current agreement scoped around a feasibility program which covers preclinical work and a Phase 1/2 study

Exclusive option for AskBio to negotiate a potential full development and commercialization agreement



Pompe disease, an ultra-rare disease is caused by the deficiency of an enzyme called alpha-glucosidase (GAA)

Incidences

An ultra-rare indication impacting

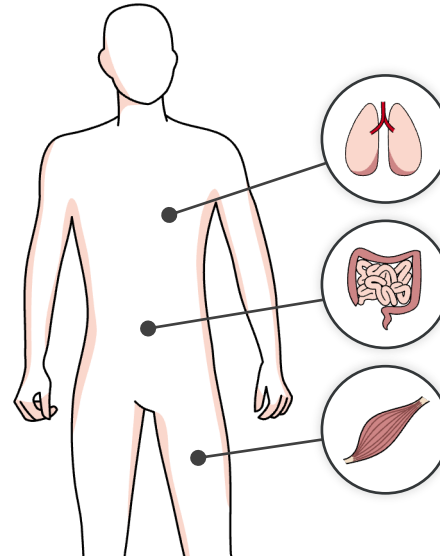
1 in **40,000** births or **~200** cases per year across US and Europe

~40-60% patients have pre-existing IgG antibodies to AAV8

Indication

- Defect in a gene making an enzyme called acid alpha-glucosidase (GAA), which is used to break down glycogen
- Accumulation of glycogen result in severe impact on the normal organ and muscle function

Late Onset Pompe Disease



Respiratory

- Respiratory failure
- Diaphragm weakness, sleep-disordered breathing
- Orthopnoea, dyspnea, aspiration

Gastrointestinal

- Difficulty chewing/jaw muscle fatigue
- Poor weight gain/maintenance
- Swallowing difficulties/weak tongue

Musculoskeletal

- Proximal muscle weakness, muscle pain
- Frequent falls, gait abnormalities, difficulty walking/climbing stairs/getting up
- EMG abnormalities, elevated CK, MRI changes

Sources:

¹Pompe Disease, <https://rarediseases.org/rare-diseases/nmopa-disease/> [accessed 2023-05-15]

²Calculated by Hansa on the basis of incidence numbers from <https://rarediseases.org/rare-diseases/nmopa-disease/> and life expectancy estimates from <https://nmpediseasenews.com/late-onset-nmopa-disease/>, as well as population statistics for the United States and European Union/Europe.

³ESGCT 27th Annual Congress Abstracts, Sensitivity of different AAV serotypes to pre-existing NABs, https://www.esgct.eu/home/Barcelona%202019/NEW_All%20Barcelona%20Abstracts.pdf

⁴Prevalence of serum IgG and neutralizing factors against adeno-associated virus (AAV) types 1, 2, 5, 6, 8, and 9 in the healthy population: implications for gene therapy using AAV vectors. Hum Gene Ther. 2010. <https://pubmed.ncbi.nlm.nih.gov/20095819/>

Crigler-Najjar (CN) syndrome is an ultra-rare hereditary disorder caused by deficiency in UGT1A1 (liver enzyme)

Incidences

An ultra-rare indication impacting

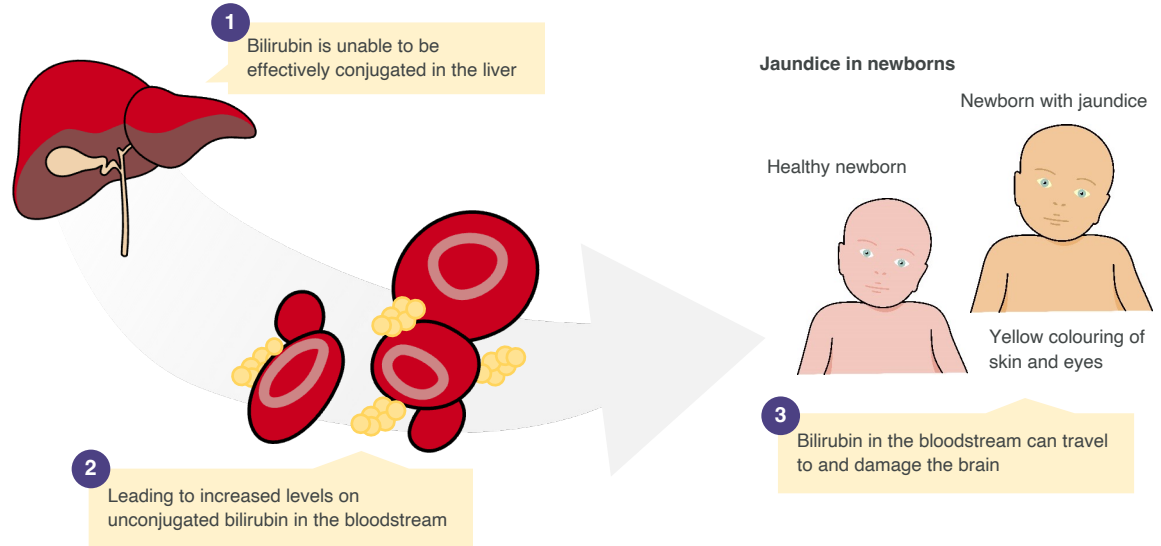
0.6-1 per **1,000,000** newborns around the world^{1,2}

~**30%** of patients have pre-existing IgG antibodies to AAV8

Indication

- Build-up of free bilirubin in serum and body tissues, which can become toxic in the brain³
- Severity can vary from mild to severe, no medication approved for treatment so far

Build-up of free bilirubin in serum and tissue can become toxic in the brain



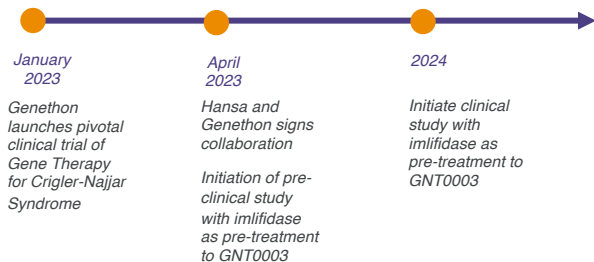
Sources:
¹Collaud F, Bortolussi G, Guianvarc'h L, Aronson SJ, Bordet T, Veron P, Charles S, Vidal P, Sola MS, Rundwasser S, Dufour DG, Lacoste F, Luc C, Wittenberghe LV, Martin S, Le Bec C, Bosma PJ, Muro AF, Ronzitti G, Hebben M, Mingozi F. Preclinical Development of an AAV8-hUGT1A1 Vector for the Treatment of Crigler-Najjar Syndrome. Mol Ther Methods Clin Dev. 2019 Mar 15;12:157-174.
²Ebrahimi A, Rahim F. Crigler-Najjar Syndrome: Current Perspectives and the Application of Clinical Genetics. Endocr Metab Immune Disord Drug Targets. 2018;18(3):201-211.
³American Liver Foundation. <https://liverfoundation.org/liver-diseases/pediatric-liver-information-center/pediatric-liver-disease/crigler-najjar-syndrome/> [Accessed 2023-06-13]

Feasibility program to evaluate imlifidase as pre-treatment to Genethon's gene therapy in patients with severe Crigler-Najjar syndrome

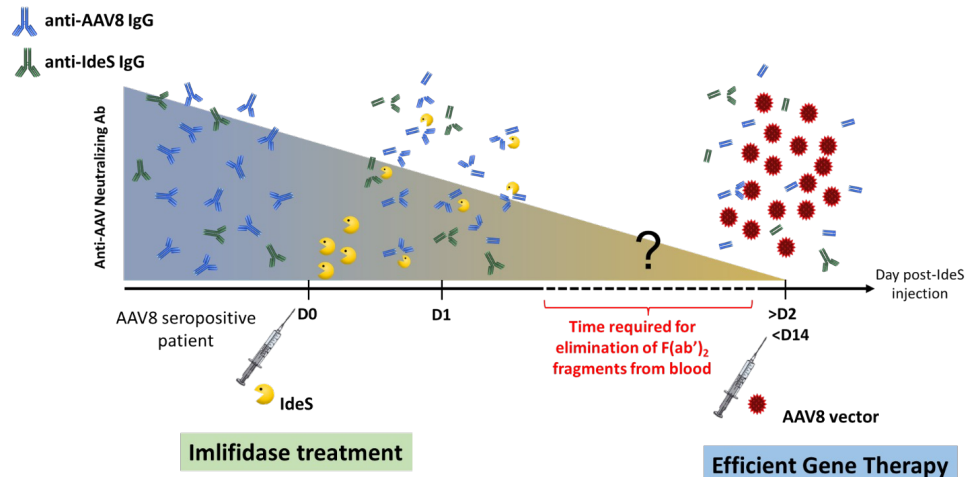
Study design and timeline

- Study expected in a small patient population
- GNT0003: 5E12 vg/kg
- Imlifidase: 0.25 mg/kg (possible with two doses)

Timeline



Evaluation of safety and efficacy of “GNT0003” in seropositive to AAV8 patients pre-treated with imlifidase



ESG Overview



At Hansa we are committed to driving our business forward in a sustainable way guided by three strategic ESG principles



Healthy people

Address unmet medical need and ensure equitable access to care



Healthy business

Make a difference by operating an ethical, transparent and responsible business and cultivate an engaged culture of collaboration, inspiration and innovation



Healthy planet

Embrace sustainable decision making and environment stewardship



Formalising our ESG approach

At Hansa, we have always strived to achieve sustainable business practices. We are now formalizing our approach to sustainability and ESG issues, starting with identifying our key material focus areas.



Our mission: We leverage our unique enzyme technology platform to develop innovative, lifesaving and life altering immunomodulating therapies, bring these to the patients with rare diseases who need them, and generate value to society at large.

Our key ESG material aspects



Environment

Climate & waste impacts of production and logistics

Hansa's environmental impact is small because our production is limited in volume. However, as we grow, we need to be transparent about, and make efforts to limit, our climate and waste impacts.



Social

Unmet needs and equity in health

Patients with rare conditions in general, and highly sensitized patients in particular, have many unmet needs which our therapies help address. These unmet needs can also be reinforced by ethnic or socio-economic status, particularly regarding access to organ transplants. Collaboration with patient groups can help us reach even more patients who can benefit from our treatments.



Putting patients first

In the biopharma industry, there is a risk that patient access to innovative treatment is delayed. Hansa can therefore provide bridge financing on a case-by-case basis to benefit patients who have limited treatment options.




Employee wellbeing, diversity and inclusion

Ensuring employee wellbeing, diversity and inclusion is a fundamental commitment at Hansa. It is also essential for attracting talent in a fast-growing organization and delivering on our strategy.



Third-party risks

We diligently select new business partners, as well as monitor our existing partners and require them to comply with all laws and regulations and our Code of Conduct.



Pricing

In Europe, value-based pricing and universal health coverage is common, but in other countries access is a pressing issue. We can expand access to unfunded patients through collaboration with patient groups.



Governance

Safety, efficacy and ethics

To build a successful company and achieve our mission to extend and enhance the lives of the patients we serve, we must hold ourselves to the very highest standards. Trust is at the core of everything we do.



Return to investors

Biopharma companies need to remain economically attractive as an investment, so as to continue to secure capital and develop new treatments.



UN Sustainable Development Goals

The Sustainable Development Goals (SDGs) were adopted by all UN Member States in 2015 as a universal call to action to end poverty, protect the planet and ensure that all people enjoy peace and prosperity by 2030. They have since become a gold standard for sustainability across businesses, and each of our recommended factors have been developed to align with relevant goals.



Capital Markets

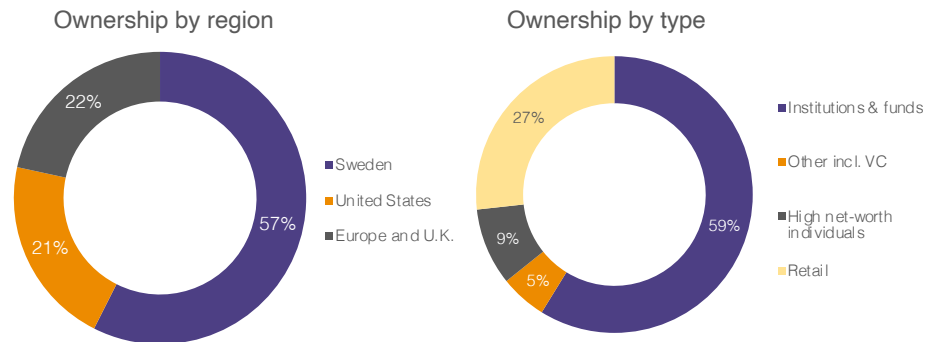


Ownership in Hansa Biopharma


Top 10 shareholders as per December 31, 2023

Name	No. of shares	Ownership
Redmile Group, LLC	9,653,214	18.3%
Nexttobe AB	2,155,379	4.1%
Jeansson, Theodor	2,100,000	3.7%
Olausson, Thomas	1,917,000	3.6%
Försäkrings AB Avanza Pension	1,765,506	3.4%
Fjärde AP-Fonden (AP 4)	1,700,000	3.2%
Tredje AP-Fonden (AP 3)	1,389,650	2.6%
Max Mitteregger Kapitalförvaltning AB	725,000	1.4%
VOB & T Trading AB	644,800	1.2%
BWG Invest SARL	600,000	1.1%
Other	30,021,247	57.0%
Total	52,671,796	100.0%

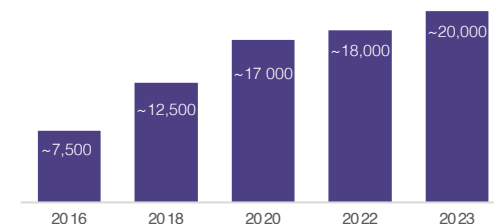
Classification of ownership as per June 30, 2023



Capital Raises



No. of shareholders



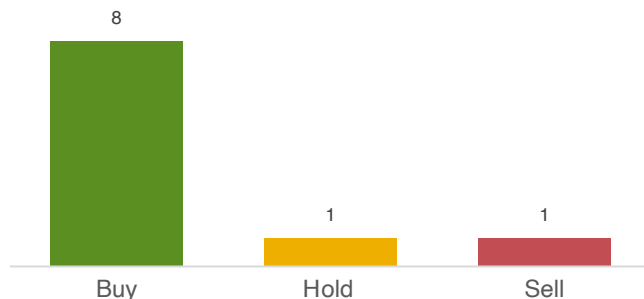
Company collected consensus

Consensus is based on a collection of analyst estimates pre-Q4 2023 report (Dec 2023)

	Price Target, SEK	WACC	Patient uptake, EU				Revenue, SEKm			
			Q4'23e	FY'23e	FY'24e	FY'25e	Q4'23e	FY'23e	FY'24e	FY'25e
Average	80	12%	14	38	74	124	44	134	229	381
Median	90	13%	12	37	65	106	39	126	214	313
High	173	14%	27	48	116	255	75	171	371	928
Low	16	8%	8	29	59	85	32	115	130	254
Number of contributions	9	9	5	7	7	7	7	10	10	10

	EBIT, SEKm				Operating Cash Flow, SEKm				Cash position, SEKm			
	Q4'23e	FY'23e	FY'24e	FY'25e	Q4'23e	FY'23e	FY'24e	FY'25e	Q4'23e	FY'23e	FY'24e	FY'25e
Average	-174	-772	-630	-508	-146	-783	-651	-538	784	720	375	179
Median	-177	-784	-650	-575	-146	-774	-720	-610	784	716	370	295
High	-111	-682	-462	41	-99	-664	-412	-66	851	894	850	547
Low	-205	-815	-749	-747	-192	-931	-828	-756	716	562	-62	-837
Number of contributions	7	10	9	9	2	9	9	9	2	9	8	7

Analyst recommendations



Bank/Research Institution	Analyst	Location	E-mail
SEB	Christopher Uhde, PhD	Stockholm	christopher.uhde@seb.se
ABG Sundal Collier	Gonzalo Artiach Castañón, PhD	Stockholm	gonzalo.artiach@abgsc.se
Carnegie	Erik Hultgård	Stockholm	erik.hultgard@carnegie.com
Redeye	Johan Unnerus	Stockholm	johan.unnerus@redeye.se
William Blair	Matt Phipps, PhD	Chicago	mphipp@williamblair.com
Van Lanschot Kempen	Suzanne van Voorthuizen	Amsterdam	s.vanvoorthuizen@vanlanschotkempen.com
Intron Health Research	Naresh Chouhan	London	naresh@intronhealthresearch.com
Ökonomisk Ugebrev	Lars Hatholt	Copenhagen	hatholt@outlook.com
H.C. Wainwright & Co.	Douglas Tsao	New York	dsao@hcwresearch.com
Bryan Garnier & Co	Alex Cogut	Paris	acogut@bryangarnier.com

Contact our Investor Relations and Corporate Affairs team

Contact



Klaus Sindahl

VP, Head of Investor Relations

Mobile: +46 (0) 709-298 269

Email: klaus.sindahl@hansabiopharma.com



Stephanie Kenney

VP, Global Corporate Affairs

Mobile: +1 (484) 319 2802

E-mail: stephanie.kenney@hansabiopharma.com

Calendar and events

Feb 6, 2024 Aktiespararna, Falkenberg

Feb 8, 2024 Frankfurt MidCap Seminar, Frankfurt

Feb 14, 2024 Redeye Cell Therapy & Growth Day, Stockholm

Feb 28, 2024 Ökonomisk Ugebrev Life Science Event, Copenhagen

March 4-5, 2024 TD Cowen Healthcare Conference, Boston

March 6, 2024 Life Sciencedagen, Sahlgrenska Universitetssjukhuset Gothenburg

Mar 20, 2024 Annual Report 2023

April 8-11, 2024 Needham Healthcare Conference (virtual)

April 16-17, 2024 Van Lanschot Kempens Life Science Conference, Amsterdam

Apr 18, 2024 Interim Report for January-March 2024

June 27, 2024 2024 Annual General Meeting

July 18, 2024 Half-year Report January-June 2024

Oct 24, 2024 Interim Report for January-September 2024



HANSA

BIOPHARMA